


















































Progress of Priority Projects as at end of 15th August 2019






	Project Name	Location	Funding Agency	Project Cost (Rs. Mn)	Commencement Date	Completion Date	2019 Allocation Rs.Mn	Cumulative Financial Progress (Rs. Mn.) as at 15th August 2019	Cumulative Financial Progress against TEC (%) as at 15th August 2019	Overall Physical Target (%) as at 15th August 2019	Cumulative Physical Progress (%) as at 15th August 2019	Status **
M/Agriculture												
1	Agriculture Sector Modernization Project	Jaffna & Mullative	World Bank(L) + GOSL	9,374	Oct-16	Dec-21	707	1,285	14	45	15.7	
2	Special Programme for Ensuring Food Security	Island- Wide	GOSL	1,000	Jan 2019	Dec 2019	1,000	50.0	5	50	30	
M/City Planning & Water Supply												
3	Dry Zone Urban Water and Sanitation Project	Chilaw, Puttalam, Vavuniya, Mannar	ADB/ GOSL(L&G)	19,334	June-09	Jul. 2019	472	18,129.1	94	100	99.31	
4	Jaffna Kilinochchi Water Supply & Sanitation Project	Jaffna	ADB,AFD & GOSL	35,915	Feb 2011	Dec 2020	1,878	7,900.54	22	42.72	41.05	
5	Gampaha,Attanagalla & Minuwangoda Integrated Water supply Scheme	Gampha , Attanagalla , Minuwangoda DS areas & part of Mahara,Mirigama DS areas	CDB / BOC GOSL	33,060	Feb 2017	May 2020	845	29,150.00	88	84	38.13	
6	Polgahawela Pothuhera and Alawwa Integrated Water Supply Project	Polgahawela	Exim & BOC (L) GOSL	20,208	March 2017	March 2020	370	14,711.92	73	90.34	48.75	
7	Water Supply & Sanitation Improvement Project	Kilinochchi, Mullativu, Badulla, Monaragala, Ratnapura, Kegalle, NuwaraEliya	World Bank & Government of Sri Lanka	27,555	Dec 2015	Dec 2020	5,450	26,250	95	62	58	
8	Kandy City Wastewater Management Project	Kandy	JICA & GOSL	22,588	July 2010	Dec 2019	3,114	11276.00	50	94	67.5	

	Project Name	Location	Funding Agency	Project Cost (Rs. Mn)	Commencement Date	Completion Date	2019 Allocation Rs.Mn	Cumulative Financial Progress (Rs. Mn.) as at 15th August 2019	Cumulative Financial Progress against TEC (%) as at 15th August 2019	Overall Physical Target (%) as at 15th August 2019	Cumulative Physical Progress (%) as at 15th August 2019	Status **
9	Towns East Water Supply Project (Package-3)	Colombo District - Kaduwela, Homagama, Padukka & Seethawaka DS Areas	BOC	10,049	Oct 2015	Apr 2019	3,643	6,406	64	100	84.49	
M/Development Strategies and International Trade												
10	Establishment of Milleniya and Wagawatta Industrial Zones	Millaniya & Wagawatta Export Processing Zone (1 st Zone was Selected)	GOSL	15,582	Jan. 2017	Dec. 2020	1,000		0	48	30	
M/Education												
11	Improve facilities of 1,360 school which were not included in recent projects	Island wide	GOSL	114,192	2016	2020	6,900	15,884	14	80.6	71.8	
12	Providing sanitary & water facilities for all schools	Island wide	GOSL	8,000	2016	2019	1,500	6,897	86	97.5	96.3	
13	Providing electricity facilities (through national grid or solar) for the schools	Island wide	GOSL	2,700	2016	2019	150	1,419	53	97.3	95.7	
M/ Finance and Mass Media												
14	Social Safety Nets Project (SSNP)	Islandwide	IDA (World Bank) and GOSL	10,949	Dec.2016	June 2021	267	484	4	35	25.5	
M/ Fisheries & Aquatic Resources												
15	National Food production programme	Islandwide	GOSL	25	2019 - Jan	2019 - Dec	25	18.0	72	100	100	

	Project Name	Location	Funding Agency	Project Cost (Rs. Mn)	Commencement Date	Completion Date	2019 Allocation Rs.Mn	Cumulative Financial Progress (Rs. Mn.) as at 15th August 2019	Cumulative Financial Progress against TEC (%) as at 15th August 2019	Overall Physical Target (%) as at 15th August 2019	Cumulative Physical Progress (%) as at 15th August 2019	Status **
M/Health, Nutrition & Indigenous Medicine												
16	Establishment 1000 Kidney Dialysis Centres in Kidney Diseases prevalent areas	All Island	GOSL	6,500	2016	2019	750	2,678.64	41	92	90	
M/Highways & Road Development and Petroleum Development												
17	Central Expressway Project Section - 1	Kadawatha to Meerigama	Local Banks / GOSL	171,405	2016	2020	5,770	8,222	5	35.5	5.21	
18	Central Expressway Project-Section -II	Meerigama to Kurunegala	Local Banks / GOSL	148,520	Jan. 2016	Aug. 2020	20,005	88,613	60	80	74	
19	Land Acquisition for Central Expressway Project-Section -III	Pothuhera to Galagedara	GOSL & Anticipated doner-Tokiyu Mitsubishi Bank - Japan	150,833	Apr. 2017	Apr. 2020	6,210	3,664	2	100*	93*	
20	Land Acquisition for Central Expressway Project Section- IV	Kurunegala to Dambulla	Not yet decided	165,883	2016	2020	150	274	0	85*	73*	
21	Extension of Southern Expressway Project Section-1	Matara - Beliatte (30km)	Exim Bank China - & GOSL	103,280	Jan. 2016	Jul. 2019	11,120	106,679	103	95	94	
22	Extension of Southern Expressway Project Section-2	Beliatte to Wetiya (26km)	Exim Bank China - & GOSL	55,200	Oct. 2016	Oct. 2019	8,450	32,770	59	90	80	
23	Extension of Southern Expressway section - 3	Wetiya to Andarawewa (15km)	Exim Bank China - & GOSL	31,574	Jan. 2016	Jun. 2019	4,730	25,161	80	100	99	
24	Extension of Southern Expressway Project Section -4	Mattala to Hambantota (25km)	Exim Bank China - & GOSL	52,156	Jan. 2016	Jul.2019	5,050	36,038	69	100	97	
25	OCH III	From Kerawalapitiya to Kadawatha	EXIM Bank of China & GOSL	77,700	Jan. 2016	Dec. 2019	15,445	65,327	84	99	98	
26	Land Acquisition for Elixated Highway from New Kelani Bridge(NKB) to Athurugiriya	Colombo	BOT	142,500	May-16	Nov-21	225	168	0	22	21	
27	Rehabilitation of Peradeniya - Badulla Road from Badulla to Chenkalady - (OFID)	Districts (Badulla, Monaragala, Ampara Batticaloa)	OFID	10,500	Jan-16	Feb. 2020	1,550	5,554	53	55	56	
28	Rehabilitation of Peradeniya - Badulla Road from Badulla to Chenkalady - (SFD)	Districts (Badulla, Monaragala, Ampara Batticaloa)	SFD	10,500	Jan-16	Feb. 2020	2,200	1,939	18	27	25	
29	Integrated Road Investment Program (i Road)	Southern, Sabaragamuwa, Central, North Central, North Western and Kalutara District of Western Province	ADB & GOSL	120,000	Sep. 2014	Mar. 2024	7,200	59,355	49	97.2	87	
30	Rehabilitation & Improvement of Priority Road Project 3-Phase II	Central & Sabaragamuwa Province	China Development Bank & GOSL	16,000	Mar. 2016	Feb. 2020	1,300	15,210	95	93	93	

	Project Name	Location	Funding Agency	Project Cost (Rs. Mn)	Commencement Date	Completion Date	2019 Allocation Rs.Mn	Cumulative Financial Progress (Rs. Mn.) as at 15th August 2019	Cumulative Financial Progress against TEC (%) as at 15th August 2019	Overall Physical Target (%) as at 15th August 2019	Cumulative Physical Progress (%) as at 15th August 2019	Status **
31	New Bridge Construction Project Over the Kelani River	Central & Sabaragamuwa Province	JICA & GOSL	55,313	Jan. 2014	Dec. 2020	9,270	24,908	45	49	43	
32	Landslide Disaster Rehabilitation Project of National Road Network	Central, Uva, Sabaragamuwa	JICA & GOSL	16,201	Oct. 2012	Oct. 2019	1,600	7,491	46	97.8	96	
M/Hill Country New Villages Infrastructure and Community Development												
33	Green Gold Housing Programme (Estate Housing Programme/ Hill Country Housing Programme)	Plantation human development trust (PHDT) area of Nuwara Eliya, Badulla, Hatton, Kgalle, Kandy, Rathnapura and Galle	GOSL	12,000	Jan.2016	Dec.2020	2,000	4,266	36	48	46	
M/Housing, Construction & Culture Affairs												
34	Middle Income Housing programme	Jalthara, Ragama & Homagama	GOSL	183	Jan 2016	Dec 2021	182	107	58	79	86	
M/Internal Affairs, Wayamba Development and Cultural Affairs												
35	The Project of Electronic National Identity Card (e-NIC)	All Island	GOSL	8,000	2011	2019	500	2,031	25	80	72	
M/Irrigation and Water Resources Management												
36	Yan Oya Project	Anuradhapura/ Trincomalee	GOSL	36,855	2012	2020	4,500	27145	74	83	82	
37	Kumbukkan Oya Reservoir project	Monaragala	GOSL	32,397	2016	2022	25	170	1	0.9	0.8	
38	Climate Resilience Improvement Project I	Island-wide	WB	14,534	2014	2020	4,497	11,153	77	82	76.8	
M/Lands and Parliamentary Reforms												
39	Bim Saviya Project	Island wide	GOSL	420	2019 - Jan	2019 - Dec	420	131.49	31	58	52	
M/ Labour & Trade Union Relations												
40	Construction of "Mehewara Piyasa" Building	Narahenpita	GOSL	8,838	2009	2019	644	8,932	101	100	98	

	Project Name	Location	Funding Agency	Project Cost (Rs. Mn)	Commencement Date	Completion Date	2019 Allocation Rs.Mn	Cumulative Financial Progress (Rs. Mn.) as at 15th August 2019	Cumulative Financial Progress against TEC (%) as at 15th August 2019	Overall Physical Target (%) as at 15th August 2019	Cumulative Physical Progress (%) as at 15th August 2019	Status **
M/Mahaweli Development and Environment												
41	Moragahakanda Kaluganga Development Project	Matale, Polannaruwa	CDB, SFD, KFAED, OFID, GOSL (L)	108,554	2007	2020	12,000	98,059	90	96	95	
42	Uma Oya Multipurpose Development Project	Badulla Moneragala	GOSL /Iran	89,800	2010	2020	7,323	71,616	80	93	91	
M/Megapolis & Western Development												
43	Metro Colombo Urban Development Project	Colombo,Sri Jaywardenapura Kotte, Dehiwala, Mt. Lavinia Municipal Council areas and Kolonnawa Urban Council area	World Bank & GOSL	40,129	July 2012	June 2020	7,800	24,214.51	60	84	72	
44	Strategic Cities Development Project (Kandy & Galle)	Kandy & Galle	World Bank & GOSL	27,150	July 2014	Dec 2021	3,700	8,929.82	33	36.31	32.47	
M/ Power and Renewable Energy												
45	Greater Colombo Transmission and Distribution Loss Reduction Project (GOSL/JICA)	Colombo City	JICA	26,844	Feb 2014	Sep 2018	3,078	21,177	79	100	98.6	
46	Hydro Power Plant at Broadlands - (GOSL/China)	Kithulgala	China/HNB	9,424	Aug 2013	Jul 2019	4,315	6,625	70	99	66.2	
47	Green Power Development and Energy Efficiency Improvement Investment (Tranch 1) 1. Construction of Moragolla Hydro Power Plant	Kandy district, Athgala , Gampola	ADB & GoSL	16,780	2015	2022	4,304	1,960	12	24	21	
48	Green Power Development and Energy Efficiency Improvement Investment (Tranch 1) 2. Transmission Infrastructure Capacity Enhancement	Gampaha,Trincomalee,Kalut hara, colombo,Anurahapura	ADB/AFD	5,899	2016	2019	2,132	4,312	73	90.33	81	
49	Green Power Development and Energy Efficiency Improvement Investment (Tranch 1) 3. Efficiency improvement of MV Distribution Network	Batticaloa and Puttalam	ADB	1,040	2016	2019	258	902	87	100	98	

	Project Name	Location	Funding Agency	Project Cost (Rs. Mn)	Commencement Date	Completion Date	2019 Allocation Rs.Mn	Cumulative Financial Progress (Rs. Mn.) as at 15th August 2019	Cumulative Financial Progress against TEC (%) as at 15th August 2019	Overall Physical Target (%) as at 15th August 2019	Cumulative Physical Progress (%) as at 15th August 2019	Status **
M/Internal Affairs and Home Affairs and Provincial Councils & Local Government												
50	Greater Colombo Wastewater Management Project	Colombo Municipality Area	ADB GOSL	14,657	Sep. 2010	Dec.2020	1,500	11,328	77	81	80	
51	Greater Colombo Water & Waste Water Management Improvement Investment Programme- Tranche 3	Colombo Municipality Area	European Investment Bank, ADB and GOSL	26,953	Nov. 2016	Dec.2020	2,800	2,044	8	34.8	23.60	
M/Transport and Civil Aviation												
52	Bandaranayake International Airport Development Project Phase II Stage II - (Package B is ongoing)	Katunayake	JICA(L)	76,354	Jul, 2016	Dec, 2022	7,997	3,326	4	70	56	
53	Matara-Beliatta-Kataragama new railway line	Matara-Beliatta	Export-Import Bank of China (FA)/GOSL(L)	39,996	Feb, 2013	May, 2019	3,700	36,664	92	100	99	
M/Women and Child Affairs												
54	Early Childhood Development Project	All Island	WB	7,500	Jan, 2016	Dec, 2021	1,200	1,839	25	47.89	40.03	
	Implementation on schedule	1.Assumed that the project will be completed on time 2.There may be minor issue/s on implementation 3.Projects with time extension and cost escalation due to weakness in project management will not included in this category until their completion										
	Slightly behind schedule	1.There is a possibility to recover delay 2.Deviation of cumulative progress from the physical target is between 10% - 20% 3.Currently on schedule, but obtained time extension to complete original scope 4. Scope change related delays										
	Behind the schedule	1.Project is at risk of completion as planned 2.Deviation of cumulative progress from physical target is more than 20% 3.Required third party or higher level intervention to resolve implementation issues 4.Priviously occurred implementation issues (not prevail now) 5.Reasons beyond control of PMUs(legal, social, environment) 6.Weekness in project management 7.Projects is not moving more than 4 months										
	Physically completed	1. There may be final Bills to be settled										
	Preliminary Stage/Design Stage	1. Allocations provided										
	Halted and terminated											