











Progress of Priority Projects as at end of 15th July 2019

	Project Name	Location	Funding Agency	Project Cost (Rs. Mn)	Commencement Date	Completion Date	<u>2019 Allocation</u> (Rs.Mn)	Cumulative Financial Progress (Rs. Mn.) as at 15th July 2019	Cumulative Financial Progress against TEC (%) as at 15th July 2019	Overall Physical Target (%) as at 15th July 2019	Cumulative Physical Progress (%) as at 15th July 2019	Status **
M/Agriculture												
1	Agriculture Sector Modernization Project	Jaffna & Mulative	World Bank(L) + GOSL	9,374	Oct-16	Dec-21	707	1,193	13	41	16	
2	Special Programme for Ensuring Food Security	Island- Wide	GOSL	1,000	Jan 2019	Dec 2019	1,000	27	3	40	20	
M/City Planning & Water Supply												
3	Dry Zone Urban Water and Sanitation Project	Chilaw, Puttalam, Vavuniya, Mannar	ADB/ GOSL(L&G)	19,334	June-09	Dec-18	472	17,717	92	100	99.8	
4	Jaffna Kilinochchi Water Supply & Sanitation Project	Jaffna	ADB,AFD & GOSL	35,915	Feb 2011	Dec 2019	1,878	7,742	22	41.68	40.25	
5	Gampaha,Attanagalla & Minuwangoda Integrated Water supply Scheme	Gampaha , Attanagalla , Minuwangoda DS areas & part of Mahara,Mirigama DS areas	CDB / BOC GOSL	33,060	Feb 2017	May 2020	845	23,316	71	66	34.8	
6	Polgahawela Pothuhera and Alawwa Integrated Water Supply Project	Polgahawela	Exim & BOC (L) GOSL	20,208	March 2017	March 2020	370	10,248	51	88.28	47.7	
7	Water Supply & Sanitation Improvement Project	Kilinochchi, Mullativu, Badulla, Monaragala, Ratnapura, Kegalle, NuwaraEliya	World Bank & Government of Sri Lanka	27,555	Dec 2015	Dec 2020	5,450	11,225	41	60	57.9	
8	Kandy City Wastewater Management Project	Kandy	JICA & GOSL	22,588	July 2010	Dec 2018	3,114	11,245	50	93	66.7	




Progress of Priority Projects as at end of 15th July 2019

	Project Name	Location	Funding Agency	Project Cost (Rs. Mn)	Commencement Date	Completion Date	<u>2019 Allocation</u> (Rs.Mn)	Cumulative Financial Progress (Rs. Mn.) as at 15th July 2019	Cumulative Financial Progress against TEC (%) as at 15th July 2019	Overall Physical Target (%) as at 15th July 2019	Cumulative Physical Progress (%) as at 15th July 2019	Status **
9	Towns East Water Supply Project(Package-3)	Colombo District - Kaduwela, Homagama, Padukka & Seethawaka DS Areas	BOC	10,049	Oct 2015	Oct 2017	3,643	6,406	64	100	84.19	


M/Development Strategies and International Trade

10	Establishment of Milleniya and Wagawatta Industrial Zones	Millaniya & Wagawatta Export Processing Zone (1st Zone was Selected)	GOSL	15,582	Jan. 2017	Dec. 2020	1,000	1,881	12	55.2	21.25	
----	---	--	------	--------	-----------	-----------	-------	-------	----	------	-------	---











M/Education

11	Improve facilities of 1,360 school which were not included in recent projects	Island wide	GOSL	114,192	2016	2020	6,900	15,326	80	80.5	71.7	
12	Providing sanitary & water facilities for all schools	Island wide	GOSL	8,000	2016	2019	1,500	6,821	97	97.5	96.3	
13	Providing electricity facilities (through national grid or solar) for the schools	Island wide	GOSL	2,700	2016	2019	150	1,419	97	97.25	95.7	










M/ Finance and Mass Media

14	Social Safety Nets Project (SSNP)	Islandwide	IDA (World Bank) and GOSL	10,949	Dec.2016	June 2021	267	478	4	30	24	
----	-----------------------------------	------------	---------------------------	--------	----------	-----------	-----	-----	---	----	----	---









Progress of Priority Projects as at end of 15th July 2019

	Project Name	Location	Funding Agency	Project Cost (Rs. Mn)	Commencement Date	Completion Date	<u>2019 Allocation</u> (Rs.Mn)	Cumulative Financial Progress (Rs. Mn.) as at 15th July 2019	Cumulative Financial Progress against TEC (%) as at 15th July 2019	Overall Physical Target (%) as at 15th July 2019	Cumulative Physical Progress (%) as at 15th July 2019	Status **
M/ Fisheries & Aquatic Resources												
15	National Food production programme	Islandwide	GOSL	25	2019 - Jan	2019 - Dec	25	17	68	100	88	
M/Health, Nutrition & Indigenous Medicine												
16	Establishment 1000 Kidney Dialysis Centres in Kidney Diseases prevalent areas	All Island	GOSL	6,500	2016	2019	750	2,678	41	91	90	
M/Highways & Road Development and Petroleum Development												
17	Central Expressway Project Section - 1	Kadawatha to Meerigama	Local Banks / GOSL	158,386	2016	2020	5,770	8,090	5	34	5.18	
18	Central Expressway Project-Section -II	Meerigama to Kurunegala	Local Banks / GOSL	169,249	Jan. 2016	Aug. 2020	20,005	83,597	49	78	71	
19	Land Acquisition for Central Expressway Project-Section -III	Pothuhera to Galagedara	GOSL & Anticipated doner- Tokiyo Mitsubishi Bank - Japan	150,000	Apr. 2017	Apr. 2020	6,210	3,664	2	100*	92*	
20	Central Expressway Project Section- IV	Kurunegala to Dambulla	Not yet decided	140,535	2016	2020	150	266	0.19	85*	72*	
21	Extension of Southern Expressway Project Section-1	Matara - Beliatte (30km)	Exim Bank China - & GOSL	103,280	Jan. 2016	Jul. 2019	11,120	89,957	87	93	93	
22	Extension of Southern Expressway Project Section-2	Beliatte to Wetiya (26km)	Exim Bank China - & GOSL	55,200	Oct. 2016	Oct. 2019	8,450	31,505	57	85	77	
23	Extension of Southern Expressway section - 3	Wetiya to Andarawewa (15km)	Exim Bank China - & GOSL	31,574	Jan. 2016	Jun. 2019	4,730	23,512	74	100	98	
24	Extension of Southern Expressway Project Section -4	Mattala to Hambantota (25km)	Exim Bank China - & GOSL	52,156	Jan. 2016	Jul.2019	5,050	34,318	66	100	97	








Progress of Priority Projects as at end of 15th July 2019

	Project Name	Location	Funding Agency	Project Cost (Rs. Mn)	Commencement Date	Completion Date	<u>2019 Allocation</u> (Rs.Mn)	Cumulative Financial Progress (Rs. Mn.) as at 15th July 2019	Cumulative Financial Progress against TEC (%) as at 15th July 2019	Overall Physical Target (%) as at 15th July 2019	Cumulative Physical Progress (%) as at 15th July 2019	Status **
25	OCH III	From Kerawalapitiya to Kadawatha	EXIM Bank of China & GOSL	77,700	Jan. 2016	Dec. 2019	15,445	62,878	81	99	97	
26	Land Acquisition for Elevated Highway from New Kelani Bridge(NKB) to Athurugiriya	Colombo	BOT	142,500	May-16	Nov-21	225	166	0.12	20	20	
27	Rehabilitation of Peradeniya - Badulla Road from Badulla to Chenkalady - (OFID)	Districts (Badulla, Monaragala, Ampara Batticaloa)	OFID	10,500	Jan-16	Feb. 2020	1,550	5,554	53	57	53	
28	Rehabilitation of Peradeniya - Badulla Road from Badulla to Chenkalady - (SFD)	Districts (Badulla, Monaragala, Ampara Batticaloa)	SFD	10,500	Jan-16	Feb. 2020	2,200	1,938	18	21	18	
29	Integrated Road Investment Program (i Road)	Southern, Sabaragamuwa, Central, North Central, North Western and Kalutara District of Western Province	ADB & GOSL	120,000	Sep. 2014	Mar. 2024	7,200	58,607	49	97	86	
30	Rehabilitation &Improvement of Priority Road Project 3-Phase II	Central & Sabaragamuwa Province	China Development Bank & GOSL	16,000	Mar. 2016	Feb. 2020	1,300	14,787	92	92	92	
31	New Bridge Construction Project Over the Kelani River	Central & Sabaragamuwa Province	JICA & GOSL	55,313	Jan. 2014	Dec. 2020	9,270	23,771	43	41	39	
32	Landslide Disaster Rehabilitation Project of National Road Network	Central, Uva, Sabaragamuwa	JICA & GOSL	16,201	Oct. 2012	Oct. 2019	1,600	7,229	45	97.5	92	
M/Hill Country New Villages Infrastructure and Community Development												
33	Green Gold Housing Programme (Estate Housing Programme/ Hill Country Housing Programme)	Plantation human development trust (PHDT) area of Nuwara Eliya, Badulla,Hatton,Kgalle,Kandy, Rathnapura and Galle	GOSL	12,000	Jan.2016	Dec.2020	2,000	4,100	34	47.5	44	
M/Housing, Construction & Culture Affairs												
34	Middle Income Housing programme	Jalthara, Ragama & Homagama	GOSL	240	Jan 2016	Dec 2021	182	257	107	67	61	






Progress of Priority Projects as at end of 15th July 2019

	Project Name	Location	Funding Agency	Project Cost (Rs. Mn)	Commencement Date	Completion Date	<u>2019 Allocation</u> (Rs.Mn)	Cumulative Financial Progress (Rs. Mn.) as at 15th July 2019	Cumulative Financial Progress against TEC (%) as at 15th July 2019	Overall Physical Target (%) as at 15th July 2019	Cumulative Physical Progress (%) as at 15th July 2019	Status **
M/Internal Affairs, Wayamba Development and Cultural Affairs												
35	The Project of Electronic National Identity Card (e-NIC)	All Island	GOSL	8,000	2011	2019	500	1,995	25	79	71	
M/Irrigation and Water Resources Management												
36	Yan Oya Project	Anuradhapura/ Trincomalee	GOSL	36,855	2012	2020	4,500	26,618	72	83	80	
37	Kumbukkan Oya Reservoir project	Monaragala	GOSL	32,397	2016	2022	25	169	1	0.9	0.8	
38	Climate Resilience Improvement Project I	Island-wide	WB	14,534	2014	2020	4,497	10,953	75	82	75.2	
M/Lands and Parliamentary Reforms												
39	Bim Saviya Project	Island wide	GOSL	420	2019 - Jan	2019 - Dec	420	131	31	50	45.7	
M/ Labour & Trade Union Relations												
40	Construction of "Mehewara Piyasa" Building	Narahenpita	GOSL	8,838	2009	Mar-18		8,932	101	100	98.5	
M/Mahaweli Development and Environment												
41	Moragahakanda Kaluganga Development Project	Matale, Polannaruwa	CDB, SFD, KFAED, OFID, GOSL (L)	108,554	2007	2020	12,000	97,126	89	95	94	
42	Uma Oya Multipurpose Development Project	Badulla Moneragala	GOSL /Iran	89,800	2010	2020	7,323	71,492	80	90	90	

Progress of Priority Projects as at end of 15th July 2019

	Project Name	Location	Funding Agency	Project Cost (Rs. Mn)	Commencement Date	Completion Date	<u>2019 Allocation</u> (Rs.Mn)	Cumulative Financial Progress (Rs. Mn.) as at 15th July 2019	Cumulative Financial Progress against TEC (%) as at 15th July 2019	Overall Physical Target (%) as at 15th July 2019	Cumulative Physical Progress (%) as at 15th July 2019	Status **
M/Megapolis & Western Development												
43	Metro Colombo Urban Development Project	Colombo,Sri Jaywardenapura Kotte, Dehiwala, Mt. Lavinia Municipal Council areas and Kolonnawa Urban Council area	World Bank & GOSL	40,129	July 2012	June 2020	7,800	22,900	57	82	71	
44	Strategic Cities Development Project (Kandy & Galle)	Kandy & Galle	World Bank & GOSL	27,150	July 2014	Dec 2021	3,700	8,515	31	36	32	
M/ Power and Renewable Energy												
45	Greater Colombo Transmission and Distribution Loss Reduction Project (GOSL/JICA)	Colombo City	JICA	26,844	Feb 2014	Sep 2018	3,078	21,073	79	100	98.1	
46	Hydro Power Plant at Broadlands - (GOSL/China)	Kithulgala	China/HNB	9,424	Aug 2013	Jul 2019	4,315	6,625	70	99	66	
47	Green Power Development and Energy Efficiency Improvement Investment (Tranch 1) 2. Construction of Moragolla Hydro Power Plant	Kandy district, Athgala , Gampola	ADB & GoSL	16,780	2015	2022	4,304	1,919	11	23	20	
48	Green Power Development and Energy Efficiency Improvement Investment (Tranch 1) 3. Transmission Infrastructure Capacity Enhancement	Gampaha,Trincomalee,Kalu thara, colombo,Anurahapura	ADB/AFD	5,899	2016	2019	2,132	4,285	73	89	79	
49	Green Power Development and Energy Efficiency Improvement Investment (Tranch 1) 3. Efficiency improvement of MV Distribution Network	Batticaloa and Puttalam	ADB	1,040	2016	2019	258	902	87	100	98	

Progress of Priority Projects as at end of 15th July 2019

	Project Name	Location	Funding Agency	Project Cost (Rs. Mn)	Commencement Date	Completion Date	<u>2019 Allocation</u> (Rs.Mn)	Cumulative Financial Progress (Rs. Mn.) as at 15th July 2019	Cumulative Financial Progress against TEC (%) as at 15th July 2019	Overall Physical Target (%) as at 15th July 2019	Cumulative Physical Progress (%) as at 15th July 2019	Status **
M/Internal Affairs and Home Affairs and Provincial Councils & Local Government												
50	Greater Colombo Wastewater Management Project	Colombo Municipality Area	ADB GOSL	14,657	Sep. 2010	Mar.2019	1,500	11,108	76	89	80	
51	Greater Colombo Water & Waste Water Management Improvement Investment Programme- Tranche 3	Colombo Municipality Area	European Investment Bank, ADB and GOSL	26,953	Nov. 2016	Dec.2020	2,800	1,940	7	33	23	
M/Transport and Civil Aviation												
52	Bandaranayake International Airport Development Project Phase II Stage II - (Package B is ongoing)	Katunayake	JICA(L)	76,354	Jul, 2016	Dec, 2022	7,997	3,221	4	66	47	
53	Matara-Beliatta-Kataragama new railway line	Matara-Beliatta	Export-Import Bank of China (FA)/GOSL(L)	39,996	Feb, 2013	May, 2019	3,700	36,664	92	100	97	
M/Women and Child Affairs												
54	Early Childhood Development Project	All Island	WB	7,500	Jan, 2016	Dec, 2021	1,200	1,838	25	48	39	

Progress of Priority Projects as at end of 15th July 2019

	Project Name	Location	Funding Agency	Project Cost (Rs. Mn)	Commencement Date	Completion Date	<u>2019 Allocation</u> <u>Rs.Mn</u>	Cumulative Financial Progress (Rs. Mn.) as at 15th July 2019	Cumulative Financial Progress against TEC (%) as at 15th July 2019	Overall Physical Target (%) as at 15th July 2019	Cumulative Physical Progress (%) as at 15th July 2019	Status **
	Implementation on schedule	1.Focasted that the project will be completed on time 2.There may be minor issue/s on implementation 3.Projects with time extention and cost escalation due to weekness in project management will not included in this catogary until their completion										
	Slightly behind schedule	1. There is a possibilty to recover delay 2.Diviation of cummilative progress from the physical target is between 10% - 20% 3.Currently on schedule, but obtained time extention to complete original scope 4. Scope change related delays										
	Behind the schedule	1.Project is at risk of completion as planned 2.Diviation of cummilative progress from physical target is more than 20% 3.Required third party or higher level intervention to resolve implemetation issues 4.Prviouslyely ocured implementation issues (not prevail now)										
	Physically completed	1. There may be final Bills to be setteled										
	Preliminary Stage/Design Stage	1. Allocations provided										
	Halted and terminated											