
















Progress of Priority Projects as at end of 30th April 2019





| | Project Name | Location | Funding Agency | Project Cost (Rs. Mn) | Commencement Date | Completion Date | Cumulative Financial Progress (Rs. Mn) | Cumulative Financial Progress (%) | Overall Physical Target (%) | Cumulative Physical Progress (%) | Status ** |
|---|--|------------------------------------|-----------------------|------------------------------|--------------------------|------------------------|---|--|------------------------------------|---|---|
| M/Agriculture | | | | | | | | | | | |
| 1 | Agriculture Sector Modernization Project | Jaffna & Mulative | World Bank(L) + GOSL | 8,557 | Oct-16 | Dec-21 | 832 | 10 | 29 | 15 |  |
| 2 | Special Programme for Ensuring Food Security | Island- Wide | GOSL | 1,000 | Jan 2019 | Dec 2019 | 5 | 0.5 | 15 | 8 |  |
| M/City Planning & Water Supply | | | | | | | | | | | |
| 3 | Dry Zone Urban Water and Sanitation Project | Chilaw, Puttalam, Vavuniya, Mannar | ADB/ GOSL(L&G) | 19,334 | June-09 | Dec-18 | 17,474 | 90 | 100 | 99 |  |
| 4 | Jaffna Kilinochchi Water Supply & Sanitation Project | Jaffna | ADB,AFD & GOSL | 35,915 | Feb 2011 | Dec 2019 | 7,238 | 20 | 41 | 39 |  |







| | | | | | | | | | | | |
|---|--|--|--------------------------------------|--------|------------|------------|--------|----|-------|-------|---|
| 5 | Gampaha, Attanagalla & Minuwangoda Intergrated Water supply Scheme | Gampaha , Attanagalla , Minuwangoda DS areas & part of Mahara, Mirigama DS areas | CDB / BOC GOSL | 33,060 | Feb 2017 | May 2020 | 18,458 | 56 | 66 | 30.88 |  |
| 6 | Polgahawela Pothuhera and Alawwa Integrated Water Supply Project | Polgahawela | Exim & BOC (L) GOSL | 20,208 | March 2017 | March 2020 | 9,916 | 49 | 83.72 | 46.52 |  |
| 7 | Water Supply & Sanitation Improvement Project | Kilinochchi, Mullativu, Badulla, Monaragala, Ratnapura, Kegalle, NuwaraEliya | World Bank & Government of Sri Lanka | 27,555 | Dec 2015 | Dec 2020 | 10,745 | 39 | 56.5 | 55.1 |  |
| 8 | Kandy City Wastewater Management Project | Kandy | JICA & GOSL | 22,588 | July 2010 | Dec 2018 | 10,572 | 47 | 93 | 66 |  |
| 9 | Towns East Water Supply Project(Package-3) | Colombo District - Kaduwela, Homagama, Padukka & Seethawaka DS Areas | BOC | 10,049 | Oct 2015 | Oct 2017 | 6,406 | 64 | 100 | 83 |  |







M/Development Strategies and International Trade






| | | | | | | | | | | | |
|----|---|-----------------------------------|------|-------|-----------|-----------|-------|----|----|----|---|
| 10 | Establish Private Free Trade Zones along Express way Corridor | Millaniya (1st Zone was Selected) | GOSL | 5,700 | Jan. 2017 | Dec. 2020 | 1,561 | 27 | 48 | 29 |  |
|----|---|-----------------------------------|------|-------|-----------|-----------|-------|----|----|----|---|






| M/Education | | | | | | | | | | | |
|----------------------------------|---|-------------|---------------------------|---------|------------|------------|--------|----|----|----|---|
| 11 | Improve facilities of 1,360 school which were not included in recent projects | Island wide | GOSL | 114,192 | 2016 | 2020 | 14,454 | 13 | 79 | 70 |  |
| 12 | Providing sanitary & water facilities for all schools | Island wide | GOSL | 8,000 | 2016 | 2019 | 6,751 | 84 | 97 | 96 |  |
| 13 | Providing electricity facilities (through national grid or solar) for the schools | Island wide | GOSL | 2,700 | 2016 | 2019 | 1,419 | 53 | 97 | 95 |  |
| M/ Finance and Mass Media | | | | | | | | | | | |
| 14 | Social Safety Nets Project (SSNP) | Islandwide | IDA (World Bank) and GOSL | 10,949 | Dec.2016 | June 2021 | 474 | 4 | 25 | 23 |  |
| M/ Fisheries & Aquatic Resources | | | | | | | | | | | |
| 15 | National Food production programme | Islandwide | GOSL | 25 | 2019 - Jan | 2019 - Dec | 8 | 31 | 25 | 19 |  |






| M/Health, Nutrition & Indigenous Medicine | | | | | | | | | | | |
|---|---|--|--------------------|---------|-----------|-----------|--------|----|------|------|---|
| 16 | Establishment 1000 Kidney Dialysis Centres in Kidney Diseases prevalent areas | All Island | GOSL | 6,500 | 2016 | 2019 | 2,479 | 38 | 91 | 89 |  |
| M/Highways & Road Development | | | | | | | | | | | |
| 17 | Central Expressway Project Section - 1 | Kadawatha to Meerigama | Local Banks / GOSL | 158,386 | 2016 | 2020 | 6,777 | 4 | 10 | 5.15 |  |
| 18 | Central Expressway Project-Section -II | Meerigama to Kurunegala | Local Banks / GOSL | 169,249 | Jan. 2016 | Aug. 2019 | 85,743 | 51 | 66 | 63 |  |
| 19 | Land Acquisition for Central Expressway Project-Section -III | Pothuhera to Galagedara | GOSL | 150,000 | Apr. 2017 | Apr. 2020 | 3,612 | 2 | 100* | 88* |  |
| | | Anticipated doner-Tokiyō Mitsubishi Bank - Japan | | | | | | | | | |





| | | | | | | | | | | | |
|----|---|----------------------------------|---------------------------|---------|-----------|-----------|--------|-----|-----|-----|---|
| 20 | Central Expressway Project Section- IV | Kurunegala to Dambulla | Not yet decided | 140,535 | 2016 | 2020 | 252 | 0.2 | 85* | 71* |  |
| 21 | Extension of Southern Expressway Project Section-1 | Matara - Beliatte (30km) | Exim Bank China - & GOSL | 103,280 | Jan. 2016 | Jul. 2019 | 89,944 | 87 | 90 | 91 |  |
| 22 | Extension of Southern Expressway Project Section-2 | Beliatte to Wetiya (26km) | Exim Bank China - & GOSL | 55,200 | Oct. 2016 | Oct. 2019 | 30,306 | 55 | 76 | 73 |  |
| 23 | Extension of Southern Expressway section - 3 | Wetiya to Andarawewa (15km) | Exim Bank China - & GOSL | 31,574 | Jan. 2016 | Mar. 2019 | 23,507 | 74 | 96 | 94 |  |
| 24 | Extension of Southern Expressway Project Section -4 | Mattala to Hambantota (25km) | Exim Bank China - & GOSL | 52,156 | Jan. 2016 | Jan.2019 | 34,217 | 66 | 91 | 91 |  |
| 25 | OCH III | From Kerawalapitiya to Kadawatha | EXIM Bank of China & GOSL | 78,700 | Jan. 2016 | Jun. 2019 | 56,262 | 71 | 97 | 92 |  |





| | | | | | | | | | | | |
|----|--|---|-------------------------------|---------|-----------|-----------|--------|-----|----|----|---|
| 26 | Land Acquisition for Elevation Highway from New Kelani Bridge(NKB) to Athurugiriya | Colombo | BOT | 142,500 | May-16 | Nov-21 | 217 | 0.2 | 62 | 52 |  |
| 27 | Rehabilitation of Peradeniya - Badulla Road from Badulla to Chenkalady - (OFID) | Districts (Badulla, Monaragala, Ampara Batticaloa) | OFID | 9,100 | Jan-16 | Feb. 2020 | 4,985 | 55 | 49 | 48 |  |
| 28 | Rehabilitation of Peradeniya - Badulla Road from Badulla to Chenkalady - (SFD) | Districts (Badulla, Monaragala, Ampara Batticaloa) | SFD | 9,100 | Jan-16 | Feb. 2020 | 1,450 | 16 | 10 | 9 |  |
| 29 | Integrated Road Investment Program (i Road) | Southern, Sabaragamuwa, Central, North Central, North Western and Kalutara District of Western Province | ADB & GOSL | 120,000 | Sep. 2014 | Mar. 2024 | 57,525 | 48 | 95 | 85 |  |
| 30 | Rehabilitation & Improvement of Priority Road Project 3-Phase II | Central & Sabaragamuwa Province | China Development Bank & GOSL | 16,000 | Mar. 2016 | Apr. 2019 | 12,799 | 80 | 91 | 91 |  |
| 31 | New Bridge Construction Project Over the Kelani River | Central & Sabaragamuwa Province | JICA & GOSL | 55,313 | Jan. 2014 | Dec. 2020 | 22,250 | 40 | 33 | 32 |  |

| | | | | | | | | | | | |
|---|--|---|-------------|--------|-----------|-----------|--------|----|-----|-----|---|
| 32 | Landslide Disaster Rehabilitation Project of National Road Network | Central, Uva, Sabaragamuwa | JICA & GOSL | 16,201 | Oct. 2012 | Oct. 2019 | 6,189 | 38 | 84 | 88 |  |
| M/Hill Country New Villages Infrastructure and Community Development | | | | | | | | | | | |
| 33 | Green Gold Housing Programme (Estate Housing Programme) | Plantation human development trust (PHDT) area of Nuwara Eliya, Badulla, Hatton, Kgalle, Kandiy, Rathnapura and Galle | GOSL | 12,000 | Jan.2016 | Dec.2020 | 3,881 | 32 | 57 | 42 |  |
| M/Internal Affairs, Wayamba Development and Cultural Affairs | | | | | | | | | | | |
| 34 | The Project of Electronic National Identity Card (e-NIC) | All Island | GOSL | 8,000 | 2011 | 2019 | 1,953 | 24 | 71 | 68 |  |
| M/Irrigation and Water Resources Management | | | | | | | | | | | |
| 35 | Yan Oya Project | Anuradhapura/ Trincomalee | GOSL | 36,855 | 2012 | 2020 | 25,472 | 69 | 77 | 76 |  |
| 36 | Kumbukkan Oya Reservoir project | Monaragala | GOSL | 32,397 | 2016 | 2022 | 164 | 1 | 0.8 | 0.8 |  |

| | | | | | | | | | | | |
|---|---|---------------------|---------------------------------|---------|------------|------------|--------|----|------|-------|---|
| 37 | Climate Resilience Improvement Project I | Island-wide | WB | 14,534 | 2014 | 2020 | 10,004 | 69 | 78 | 77 |  |
| M/Lands and Parliamentary Reforms | | | | | | | | | | | |
| 38 | Bim Saviya Project | Island wide | GOSL | 420 | 2019 - Jan | 2019 - Dec | 58 | 14 | 25 | 20 |  |
| M/ Labour & Trade Union Relations | | | | | | | | | | | |
| 39 | Construction of "Mehewara Piyasa" Building | Narahenpita | GOSL | 8,838 | 2009 | Mar-18 | 7,210 | 82 | 100 | 96 |  |
| M/Mahaweli Development and Environment | | | | | | | | | | | |
| 40 | Moragahakanda Kaluganga Development Project | Matale, Polannaruwa | CDB, SFD, KFAED, OFID, GOSL (L) | 108,554 | 2007 | 2020 | 93,850 | 86 | 93 | 93 |  |
| 41 | Uma Oya Multipurpose Development Project | Badulla Moneragala | GOSL /Iran | 76,316 | 2010 | 2020 | 69,973 | 92 | 87.8 | 87.49 |  |

| M/Megapolis & Western Development | | | | | | | | | | | |
|-----------------------------------|---|---|-------------------|--------|-----------|-----------|--------|----|-------|-------|---|
| 42 | Metro Colombo Urban Development Project | Colombo, Sri Jaywardenapura Kotte, Dehiwala, Mt. Lavinia Municipal Council areas and Kolonnawa Urban Council area | World Bank & GOSL | 40,129 | July 2012 | June 2020 | 22,246 | 55 | 79 | 68 |  |
| 43 | Strategic Cities Development Project (Kandy & Galle) | Kandy & Galle | World Bank & GOSL | 27,150 | July 2014 | Dec 2021 | 7,714 | 28 | 34.42 | 30.68 |  |
| M/ Power and Renewable Energy | | | | | | | | | | | |
| 44 | Greater Colombo Transmission and Distribution Loss Reduction Project (GOSL/JICA) | Colombo City | JICA | 26,844 | Feb 2014 | Sep 2018 | 20,502 | 76 | 99 | 97 |  |
| 45 | Hydro Power Plant at Broadlands - (GOSL/China) | Kithulgala | China/HNB | 9,424 | Aug 2013 | Jul 2019 | 6,624 | 70 | 98 | 62 |  |
| 46 | Green Power Development and Energy Efficiency Improvement Investment (Tranch 1) 1. Construction of Moragolla Hydro Power Plant | Kandy district, Athgala , Gampola | ADB & GoSL | 16,780 | 2015 | 2022 | 1,835 | 11 | 20 | 19 |  |

| | | | | | | | | | | | |
|---|--|---|--|--------|-----------|----------|--------|----|------|-------|---|
| 47 | Green Power Development and Energy Efficiency Improvement Investment (Tranch 1) 2. Transmission Infrastructure Capacity Enhancement | Gampaha, Trincomalee, Kaluthara, Colombo, Anurahapura | ADB/AFD | 5,899 | 2016 | 2019 | 4,034 | 68 | 73 | 72 |  |
| 48 | Green Power Development and Energy Efficiency Improvement Investment (Tranch 1) 3. Efficiency improvement of MV Distribution Network | Batticaloa and Puttalam | ADB | 1,040 | 2016 | 2019 | 869 | 84 | 100 | 98 |  |
| M/Provincial Councils & Local Government | | | | | | | | | | | |
| 49 | Greater Colombo Waste Water Management Project | Colombo Municipality Area | ADB GOSL | 14,657 | Sep. 2010 | Mar.2019 | 10,993 | 75 | 85.9 | 79.7 |  |
| 50 | Greater Colombo Water & Waste Water Management Improvement Investment Programme- Tranche 3 | Colombo Municipality Area | European Investment Bank, ADB and GOSL | 26,953 | Nov. 2016 | Dec.2020 | 1,742 | 6 | 30.8 | 22.30 |  |

| M/ Science,Technology & Research | | | | | | | | | | | |
|----------------------------------|--|--------------------|--|--------|-----------|-----------|--------|----|-----|----|--|
| 51 | Establish Sri Lanka Bio technology Innovation park on PPP basis | Pitipana, Homagama | GOSL | 7,000 | Jan, 2017 | Jan, 2022 | 403 | 6 | 19 | 8 |  |
| M/Transport and Civil Aviation | | | | | | | | | | | |
| 52 | Bandaranayake International Airport Development Project Phase II Stage II Package B - Remote Apron & Taxiways. | Katunayake | JICA(L) | 99,037 | Jul, 2016 | Dec, 2022 | 3,116 | 3 | 100 | 33 |  |
| 53 | Matara-Beliatta-Kataragama new railway line | Matara-Beliatta | Export-Import Bank of China (FA)/GOSL(L) | 39,996 | Feb, 2013 | May, 2019 | 33,464 | 84 | 100 | 95 |  |
| M/Women and Child Affairs | | | | | | | | | | | |
| 54 | Early Childhood Development Project | All Island | WB | 7,500 | Jan, 2016 | Dec, 2021 | 1,487 | 20 | 47 | 36 |  |

| | | |
|--------------------------------|--|--|
| Implementation on schedule | <ul style="list-style-type: none"> 1.Focasted that the project will be completed on time 2.There may be minor issue/s on implementation 3.Projects with time extention and cost escalation due to weekness in project management will not included in this catogary until their completion | |
| Slightly behind schedule | <ul style="list-style-type: none"> 1.There is a possibilty to recover delay 2.Diviation of cummilative progress from the physical target is between 10% - 20% 3.Currently on schedule, but obtained time extention to complete original scope 4. Scope change related delays | |
| Behind the schedule | <ul style="list-style-type: none"> 1.Project is at risk of completion as planned 2.Diviation of cummilative progress from physical target is more than 20% 3.Required third party or higher level intervention to resolve implemetation issues 4.Priviously ocured implementation issues (not prevail now) 5.Reasons beyond control of PMUs(legal,social,environment) 6.Weekness in project management | |
| Physically completed | <ul style="list-style-type: none"> 1. There may be final Bills to be setteled | |
| Preliminary Stage/Design Stage | <ul style="list-style-type: none"> 1. Allocations provided | |
| Halted and terminated | | |