










**Progress of Priority Projects as at 15th November, 2019**

	Project Name	Location	Funding Agency	Project Cost (Rs. Mn)	Commencement Date	Completion Date	2019 Allocation Rs.Mn	Cumulative Financial Progress (Rs. Mn.) as at 15th Nov 2019	Cumulative Financial Progress against TEC (%) as at 15th	Overall Physical Target (%) as at 15th Nov 2019	Cumulative Physical Progress (%) as at 15th Nov 2019	Status **	Remarks
<b>M/Agriculture</b>													
1	Agriculture Sector Modernization Project	Jaffna & Mulative	World Bank(L) + GOSL	9,374	Oct-16	Dec-21	1,290	1,619	17	56	19		Initial delays in recruiting International Service Provider (ISP)
2	Special Programme for Ensuring Food Security	Island- Wide	GOSL	1,089	Jan 2019	Dec 2019	1,089	174	16	83	56		Preparation of annual action plan has been completed in April 2019 after approving annual budget estimate. Inadequate imprest.
<b>M/City Planning &amp; Water Supply</b>													
3	Dry Zone Urban Water and Sanitation Project	Chilaw, Puttalam, Vavuniya, Mannar	ADB/ GOSL(L&G)	19,334	June-09	Dec-18	472	17,975	93	100	99.85		Three zones in Vavuniya already commissioned. 1km of 450 Dia. transmission line and 2km of pvc pipe laying to be done in town zone. Difficulty in laying due to rock blasting and town zone area. To be completed all works by end of November 2019.
4	Jaffna Kilinochchi Water Supply & Sanitation Project	Jaffna	ADB,AFD & GOSL	35,915	Feb 2011	Dec 2020	1,878	8,457	24	43.52	42.26		As per the Cabinet decision awaiting of SCAPC recommendation for new financial report in the process of awarding of Desalination plant. Awaiting of ADB concurrence for awarding of DN-JC pipe laying package. Two packages are in tender documents preparation and evaluation stage. All other construction works are in progress.
5	Gampaha,Attanagalla & Minuwangoda Integrated Water supply Scheme	Gampaha , Attanagalla , Minuwangoda DS areas & part of Mahara,Mirigama DS areas	CDB / BOC GOSL	33,060	Feb 2017	May 2020	845	26,142	79	92	43.04		Delay in starting of construction in Basnagoda Reservoir at Karasnagala due to fund allocation for Land aquisition and paying of compensation are inadequate.
6	Polgahawela Pothuhera and Alawwa Integrated Water Supply Project	Polgahawela	Exim & BOC (L) GOSL	20,208	March 2017	March 2020	370	10,998	54	96.1	53.38		Construction of Weir-4% and Intake site -5% at Karadana, Water Treatment Plant 15 are ongoing. Detail design work of some reservoirs (Denagamuwa, Boyagane, Pothuhera Tower ) is not completed. Delay in finalizing sub contractors and supply material to the site.
7	Water Supply & Sanitation Improvement Project	Kilinochchi, Mullativu, Badulla, Monaragala, Puttalam	World Bank & GOSL	27,555	Dec 2015	Dec 2020	5,450	11,900	43	68	66		Project is on Schdule and smoothly ongoing.
8	Kandy City Wastewater Management Project	Kandy	JICA & GOSL	22,588	July 2010	Dec 2018	3,114	11,758	52	94.1	70.3		All 03 packages are in progress. Issue in bad weather condition for package 1, lack of machineries for micro tunnelling ,cash flow issue in contractor in package 3 and construction difficulties in terrain in grid city area.

**Progress of Priority Projects as at 15th November, 2019**

	Project Name	Location	Funding Agency	Project Cost (Rs. Mn)	Commencement Date	Completion Date	2019 Allocation Rs.Mn	Cumulative Financial Progress (Rs. Mn.) as at 15th Nov 2019	Cumulative Financial Progress against TEC (%) as at 15th	Overall Physical Target (%) as at 15th Nov 2019	Cumulative Physical Progress (%) as at 15th Nov 2019	Status **	Remarks
9	Towns East Water Supply Project(Package-3)	Colombo District - Kaduwela, Homagama, Padukka & Seethawaka DS	BOC	10,049	Oct 2015	Apr 2019	3,643	6,614	66	100	84.91		Physical progress is moving slowly due to poor performance of the contractor and delay in approval of RDA. Documents are being prepared for time extension
<b>M/Development Strategies and International Trade</b>													
10	Establishment of Milleniya and Wagawatta Industrial Zones	Millaniya & Wagawatta Export Processing Zone	GOSL	15,582	Jan. 2017	Dec. 2020	1,000	2,081	13	60	40.5		Delay in Land Aquisition in Milleniya. The current tenant of the land- Horana Plantation PLC has filed a case. The Court of Appeal has issued a Stay Order to be in operation till 19.09.2019 preventing proceeding the land acquisition. Wagawatta - Delay in Funds Releasing
<b>M/Education</b>													
11	Improve facilities of 1,360 school which were not included in recent projects	Island wide	GOSL	114,192	2016	2020	6,900	16,610	15	82	75.2		Scope change
12	Providing sanitary & water facilities for all schools	Island wide	GOSL	8,000	2016	2019	1,500	7,029	88	98.6	97.7		
13	Providing electricity facilities (through national grid or solar) for the schools	Island wide	GOSL	2,700	2016	2019	150	1,426	53	97.5	96.3		
<b>M/ Finance</b>													
	Project Name	Location	Funding Agency	Project Cost (Rs. Mn)	Commencement Date	Completion Date	2019 Allocation Rs.Mn	Cumulative Financial Progress (Rs. Mn.) as at 15th Nov 2019	Cumulative Financial Progress against TEC (%) as at 15th	Overall Physical Target (%) as at 15th Nov 2019	Cumulative Physical Progress (%) as at 15th Nov 2019	Status **	Remarks
14	Social Safety Nets Project (SSNP)	Islandwide	IDA (World Bank) and GOSL	10,949	Dec.2016	June 2021	267	495	5	37	30		Verification of the Social Registry Information System (SRIS) software has commenced, and the developer has agreed to address issues. Once the system is deemed by the third party firm to be functional and secure, DLR 2.1 can be achieved for a further disbursement of \$5 million. Component 2 activities have still not been commenced.
<b>M/ Fisheries &amp; Acquatic Resources</b>													
	Project Name	Location	Funding Agency	Project Cost (Rs. Mn)	Commencement Date	Completion Date	2019 Allocation Rs.Mn	Cumulative Financial Progress (Rs. Mn.) as at 15th Nov 2019	Cumulative Financial Progress against TEC (%) as at 15th	Overall Physical Target (%) as at 15th Nov 2019	Cumulative Physical Progress (%) as at 15th Nov 2019	Status **	Remarks
15	National Food production programme	Islandwide	GOSL	25	2019 - Jan	2019 - Dec	25	24	96	100	100		Completed
<b>M/Health, Nutrition &amp; Indigenous Medicine</b>													




**Progress of Priority Projects as at 15th November, 2019**

	Project Name	Location	Funding Agency	Project Cost (Rs. Mn)	Commencement Date	Completion Date	2019 Allocation Rs.Mn	Cumulative Financial Progress (Rs. Mn.) as at 15th Nov 2019	Cumulative Financial Progress against TEC (%) as at 15th	Overall Physical Target (%) as at 15th Nov 2019	Cumulative Physical Progress (%) as at 15th Nov 2019	Status **	Remarks
	Project Name	Location	Funding Agency	Project Cost (Rs. Mn)	Commencement Date	Completion Date	2019 Allocation Rs.Mn	Cumulative Financial Progress (Rs. Mn.) as at 15th Nov 2019	Cumulative Financial Progress against TEC (%) as at 15th	Overall Physical Target (%) as at 15th Nov 2019	Cumulative Physical Progress (%) as at 15th Nov 2019	Status **	Remarks
16	Establishment 1000 Kidney Dialysis Centres in Kidney Diseases prevalent areas	All Island	GOSL	6,500	2016	2019	750	2,761	42	95	93		
<b>M/Highways &amp; Road Development and Petroleum Development</b>													
	Project Name	Location	Funding Agency	Project Cost (Rs. Mn)	Commencement Date	Completion Date	2019 Allocation Rs.Mn	Cumulative Financial Progress (Rs. Mn.) as at 15th Nov 2019	Cumulative Financial Progress against TEC (%) as at 15th	Overall Physical Target (%) as at 15th Nov 2019	Cumulative Physical Progress (%) as at 15th Nov 2019	Status **	Remarks
17	Central Expressway Project Section - 1	Kadawatha to Meerigama	Local Banks / GOSL	171,405	2016	2020	5,770	8,324	5	40	5.23		The contractor (MCC) has not submitted the bank guarantee yet.
18	Central Expressway Project-Section -II	Meerigama to Kurunegala	Local Banks / GOSL	148,520	Jan. 2016	Aug. 2020	20,005	88,654	60	85	79		
19	Land Acquisition for Central Expressway Project-Section -III	Pothuhera to Galagedara	GOSL & Anticipated doner-Tokiyu Mitsubishi	150,833	Apr. 2017	Apr. 2020	6,210	5,693	4	100*	94*		
20	Land Acquisition for Central Expressway Project Section- IV	Kurunegala to Dambulla	Not yet decided	165,883	2016	2020	150	294	0	86*	75*		Delay due to inadequate funds for compensation
21	Extension of Southern Expressway Project Section-1	Matara - Beliatte (30km)	Exim Bank China - & GOSL	103,280	Jan. 2016	Jul. 2019	11,120	110,269	107	99	98		
22	Extension of Southern Expressway Project Section-2	Beliatte to Wetiya (26km)	Exim Bank China - & GOSL	55,200	Oct. 2016	Oct. 2019	8,450	35,313	64	100	85		Material shortage due to delay in approval
23	Extension of Southern Expressway section - 3	Wetiya to Andarawewa (15km)	Exim Bank China - & GOSL	31,574	Jan. 2016	Jun. 2019	4,730	26,891	85	100	99		
24	Extension of Southern Expressway Project Section -4	Mattala to Hambantota (25km)	Exim Bank China - & GOSL	52,156	Jan. 2016	Jul.2019	5,050	39,666	76	100	98		
	Project Name	Location	Funding Agency	Project Cost (Rs. Mn)	Commencement Date	Completion Date	2019 Allocation Rs.Mn	Cumulative Financial Progress (Rs. Mn.) as at 15th Nov 2019	Cumulative Financial Progress against TEC (%) as at 15th	Overall Physical Target (%) as at 15th Nov 2019	Cumulative Physical Progress (%) as at 15th Nov 2019	Status **	Remarks
25	OCH III	From Kerawalapitiya to Kadawatha	EXIM Bank of China & GOSL	77,700	Jan. 2016	Dec. 2019	15,445	66,126	85	99.8	99.75		








**Progress of Priority Projects as at 15th November, 2019**

	Project Name	Location	Funding Agency	Project Cost (Rs. Mn)	Commencement Date	Completion Date	2019 Allocation <a href="#">Rs.Mn</a>	Cumulative Financial Progress (Rs. Mn.) as at 15th Nov 2019	Cumulative Financial Progress against TEC (%) as at 15th	Overall Physical Target (%) as at 15th Nov 2019	Cumulative Physical Progress (%) as at 15th Nov 2019	Status **	Remarks
26	Land Acquisition for Elevated Highway from New Kelani Bridge(NKB) to Athurugiriya	Colombo	BOT	142,500	May-16	Nov-21	225	179	0	25	24		
27	Rehabilitation of Peradeniya - Badulla Road from Badulla to Chenkalady - (OFID)	Districts (Badulla, Monaragala, Ampara)	OFID	10,500	Jan-16	Feb. 2020	1,550	6,059	58	66	63		
28	Rehabilitation of Peradeniya - Badulla Road from Badulla to Chenkalady - (SFD)	Districts (Badulla, Monaragala, Ampara)	SFD	10,500	Jan-16	Feb. 2020	2,200	3,019	29	41	39		
29	Integrated Road Investment Program (i Road)	Southern, Sabaragamuwa, Central, North Central, North Western and Kalutara District	ADB & GOSL	120,000	Sep. 2014	Mar. 2024	7,200	61,550	51	98	90		Poor performance of contractor
30	Rehabilitation & Improvement of Priority Road Project 3-Phase II	Central & Sabaragamuwa Province	China Development Bank & GOSL	16,000	Mar. 2016	Feb. 2020	1,300	16,408	103	94.8	94.7		
31	New Bridge Construction Project Over the Kelani River	Central & Sabaragamuwa Province	JICA & GOSL	55,313	Jan. 2014	Dec. 2020	9,270	29,739	54	60	55		
32	Landslide Disaster Rehabilitation Project of National Road Network	Central, Uva, Sabaragamuwa	JICA & GOSL	16,201	Oct. 2012	Oct. 2019	1,600	8,168	50	98	97		
<b>M/Hill Country New Villages Infrastructure and Community Development</b>													
	Project Name	Location	Funding Agency	Project Cost (Rs. Mn)	Commencement Date	Completion Date	2019 Allocation <a href="#">Rs.Mn</a>	Cumulative Financial Progress (Rs. Mn.) as at 15th Nov 2019	Cumulative Financial Progress against TEC (%) as at 15th	Overall Physical Target (%) as at 15th Nov 2019	Cumulative Physical Progress (%) as at 15th Nov 2019	Status **	Remarks
33	Green Gold Housing Programme (Estate Housing Programme/ Hill Country Housing Programme)	Nuwara Eliya, Badulla, Hatton, Kgalle, Kandy, Rathnapura & Galle	GOSL	12,000	Jan. 2016	Dec. 2020	2,000	4,455	37	68	46.6		Imprest received is not sufficient
<b>M/Housing, Construction &amp; Culture Affairs</b>													
34	Middle Income Housing programme	Jalthara, Ragama & Homagama	GOSL	183	Jan 2016	Dec 2019	182	118	65	85	87		
<b>M/Internal Affairs, Wayamba Development and Cultural Affairs</b>													
	Project Name	Location	Funding Agency	Project Cost (Rs. Mn)	Commencement Date	Completion Date	2019 Allocation <a href="#">Rs.Mn</a>	Cumulative Financial Progress (Rs. Mn.) as at 15th Nov 2019	Cumulative Financial Progress against TEC (%) as at 15th	Overall Physical Target (%) as at 15th Nov 2019	Cumulative Physical Progress (%) as at 15th Nov 2019	Status **	Remarks



**Progress of Priority Projects as at 15th November, 2019**

	Project Name	Location	Funding Agency	Project Cost (Rs. Mn)	Commencement Date	Completion Date	2019 Allocation Rs.Mn	Cumulative Financial Progress (Rs. Mn.) as at 15th Nov 2019	Cumulative Financial Progress against TEC (%) as at 15th	Overall Physical Target (%) as at 15th Nov 2019	Cumulative Physical Progress (%) as at 15th Nov 2019	Status **	Remarks
35	The Project of Electronic National Identity Card (e-NIC)	All Island	GOSL	8,000	2011	2019	500	2,068	26	86	74		Construction of Disaster Recovery Data Center (DRDC) is delayed due to the delay in getting the Cabinet approval for the new location from Sooriyawewa to Wariyapola. Draft Cabinet Memorandum has been submitted to the Ministry on 15-02-2019.
<b>M/Irrigation and Water Resources Management</b>													
	Project Name	Location	Funding Agency	Project Cost (Rs. Mn)	Commencement Date	Completion Date	2019 Allocation Rs.Mn	Cumulative Financial Progress (Rs. Mn.) as at 15th Nov 2019	Cumulative Financial Progress against TEC (%) as at 15th	Overall Physical Target (%) as at 15th Nov 2019	Cumulative Physical Progress (%) as at 15th Nov 2019	Status **	Remarks
36	Yan Oya Project	Anuradhapura / Trincomalee	GOSL	36,855	2012	2020	4,500	27,855	76	90	91		* Insufficient allocation and imprest * Delay in approval from Central Environment Authority, Forest Department and State Timber Cooperation
37	Kumbukkan Oya Reservoir project	Monaragala	GOSL	32,397	2016	2022	25	179	1	2.5	0.85		EIA delay and Insufficient allocation
38	Climate Resilience Improvement Project I	Island-wide	WB	14,534	2014	2020	4,497	16,853	116	91	79.6		* Delay in preparation of basin investment plans and feasibility reports since International Consultancy has not undertaken feasibility studies as planned and took extended time period to complete prefeasibility reports. * New packages have been identified and still are in initial stages.
<b>M/Lands and Parliamentary Reforms</b>													
	Project Name	Location	Funding Agency	Project Cost (Rs. Mn)	Commencement Date	Completion Date	2019 Allocation Rs.Mn	Cumulative Financial Progress (Rs. Mn.) as at 15th Nov 2019	Cumulative Financial Progress against TEC (%) as at 15th	Overall Physical Target (%) as at 15th Nov 2019	Cumulative Physical Progress (%) as at 15th Nov 2019	Status **	Remarks
39	Bim Saviya Project	Island wide	GOSL	420	2019 - Jan	2019 - Dec	420	185	44	83	76		Ongoing
<b>M/Labour &amp; Trade Union Relations</b>													
	Project Name	Location	Funding Agency	Project Cost (Rs. Mn)	Commencement Date	Completion Date	2019 Allocation Rs.Mn	Cumulative Financial Progress (Rs. Mn.) as at 15th Nov 2019	Cumulative Financial Progress against TEC (%) as at 15th	Overall Physical Target (%) as at 15th Nov 2019	Cumulative Physical Progress (%) as at 15th Nov 2019	Status **	Remarks
40	Construction of "Mehewara Piyasa" Building	Narahenpita	GOSL	10,127.57	2009	2019	644	9,057	89	100	99		Structure completed upto level 34.27 floors fully completed. Finishing work is ongoing in other floors. Awaiting the Cabinet approval for the extension of time.
<b>M/Mahaweli Development and Environment</b>													


**Progress of Priority Projects as at 15th November, 2019**

	Project Name	Location	Funding Agency	Project Cost (Rs. Mn)	Commencement Date	Completion Date	2019 Allocation <a href="#">Rs.Mn</a>	Cumulative Financial Progress (Rs. Mn.) as at 15th Nov 2019	Cumulative Financial Progress against TEC (%) as at 15th	Overall Physical Target (%) as at 15th Nov 2019	Cumulative Physical Progress (%) as at 15th Nov 2019	Status **	Remarks
	Project Name	Location	Funding Agency	Project Cost (Rs. Mn)	Commencement Date	Completion Date	2019 Allocation <a href="#">Rs.Mn</a>	Cumulative Financial Progress (Rs. Mn.) as at 15th Nov 2019	Cumulative Financial Progress against TEC (%) as at 15th	Overall Physical Target (%) as at 15th Nov 2019	Cumulative Physical Progress (%) as at 15th Nov 2019	Status **	Remarks
41	Moragahakanda Kaluganga Development Project	Matale, Polannaruwa	CDB, SFD, KFAED, OFID, GOSL (L)	108,554	2007	2020	12,000	100,123	92	96.58	94.83		
42	Uma Oya Multipurpose Development Project	Badulla Moneragala	GOSL /Iran	89,800	2010	2020	7,323	73,799	82	92.25	91.94		Imprest Received is not sufficient
<b>M/Megapolis &amp; Western Development</b>													
	Project Name	Location	Funding Agency	Project Cost (Rs. Mn)	Commencement Date	Completion Date	2019 Allocation <a href="#">Rs.Mn</a>	Cumulative Financial Progress (Rs. Mn.) as at 15th Nov 2019	Cumulative Financial Progress against TEC (%) as at 15th	Overall Physical Target (%) as at 15th Nov 2019	Cumulative Physical Progress (%) as at 15th Nov 2019	Status **	Remarks
43	Metro Colombo Urban Development Project	Colombo, Sri Jaywardenapura Kotte, Dehiwala, Mt. Lavinia Municipal Council areas	World Bank & GOSL	40,129	July 2012	June 2020	7,800	25,824	64	86	74		Time consuming for shifting utility lines in urban area.
44	Strategic Cities Development Project (Kandy & Galle)	Kandy & Galle	World Bank & GOSL	27,150	July 2014	Dec 2021	3,700	9,829	36	38.2	34.97		Awaiting for WB approval for utility diversion for KMTT and main building including pile foundation and Meda- Ela construction.
<b>M/ Power and Renewable Energy</b>													
	Project Name	Location	Funding Agency	Project Cost (Rs. Mn)	Commencement Date	Completion Date	2019 Allocation <a href="#">Rs.Mn</a>	Cumulative Financial Progress (Rs. Mn.) as at 15th Nov 2019	Cumulative Financial Progress against TEC (%) as at 15th	Overall Physical Target (%) as at 15th Nov 2019	Cumulative Physical Progress (%) as at 15th Nov 2019	Status **	Remarks
45	Greater Colombo Transmission and Distribution Loss Reduction Project (GOSL/JICA)	Colombo City	JICA	26,844	Feb 2014	Sep 2018	3,078	22,153	83	100	99.7		
46	Hydro Power Plant at Broadlands - (GOSL/China)	Kithulgala	China/HNB	9,424	Aug 2013	Jul 2019	4,315	6,751	72	84	68		ICBC Loan has expired in January 16, 2018. Therefore at present loan disbursement is on suspension.
47	Green Power Development and Energy Efficiency Improvement Investment (Tranch 1) 1. Construction of Moragolla Hydro Power Plant	Kandy district, Athgala, Gampola	ADB & GoSL	16,780	2015	2022	4,304	2,123	13	28	22.5		Initially delayed due to approval delays

**Progress of Priority Projects as at 15th November, 2019**

	Project Name	Location	Funding Agency	Project Cost (Rs. Mn)	Commencement Date	Completion Date	2019 Allocation <a href="#">Rs.Mn</a>	Cumulative Financial Progress (Rs. Mn.) as at 15th Nov 2019	Cumulative Financial Progress against TEC (%) as at 15th	Overall Physical Target (%) as at 15th Nov 2019	Cumulative Physical Progress (%) as at 15th Nov 2019	Status **	Remarks
48	Green Power Development and Energy Efficiency Improvement Investment (Tranch 1) 2. Transmission Infrastructure Capacity Enhancement	Gampaha, Trincomalee, Kaluthara, Colombo, Anuradhapura	ADB/AFD	5,899	2016	2019	2,132	4,502	76	97	84.3		Delayed due to soil transportation issues
49	Green Power Development and Energy Efficiency Improvement Investment (Tranch 1) 3. Efficiency improvement of MV Distribution Network	Batticaloa and Puttalam	ADB	1,040	2016	2019	258	902	87	100	99		
<b>M/Internal Affairs and Home Affairs and Provincial Councils &amp; Local Government</b>													
	Project Name	Location	Funding Agency	Project Cost (Rs. Mn)	Commencement Date	Completion Date	2019 Allocation <a href="#">Rs.Mn</a>	Cumulative Financial Progress (Rs. Mn.) as at 15th Nov 2019	Cumulative Financial Progress against TEC (%) as at 15th	Overall Physical Target (%) as at 15th Nov 2019	Cumulative Physical Progress (%) as at 15th Nov 2019	Status **	Remarks
50	Greater Colombo Wastewater Management Project	Colombo Municipality Area	ADB GOSL	14,657	Sep. 2010	Dec.2020	1,500	11,633	79	87.3	81.2		Project is delayed due to scope changes, poor performance of the sub contractors.
51	Greater Colombo Water & Waste Water Management Improvement Investment Programme- Tranche 3	Colombo Municipality Area	European Investment Bank, ADB and GOSL	26,953	Nov. 2016	Dec.2020	2,800	2,415	9	38	25.5		Land acquisition and resettlement are being processed at Kirulapone catchment pumping station and Wellawatha waste water treatment plant. Approval has to be taken to lease the land of Kirula Narahenpita sewerage facilities and RDA and CEA approval has to be obtained of concrete trunk sewer from Polwaththa pumping station to Bambalapitiya.
<b>M/Transport and Civil Aviation</b>													
	Project Name	Location	Funding Agency	Project Cost (Rs. Mn)	Commencement Date	Completion Date	2019 Allocation <a href="#">Rs.Mn</a>	Cumulative Financial Progress (Rs. Mn.) as at 15th Nov 2019	Cumulative Financial Progress against TEC (%) as at 15th	Overall Physical Target (%) as at 15th Nov 2019	Cumulative Physical Progress (%) as at 15th Nov 2019	Status **	Remarks
52	Bandaranayake International Airport Development Project Phase II Stage II - (Package B is ongoing)	Katunayake	JICA(L)	76,354	Jul, 2016	Dec, 2022	9,460	5,084	7	100	71		Package A is still not implemented. Package B is on going but still slight behind scheduled. Hence, the project shows the progress of package B.
53	Matara-Beliatta-Kataragama new railway line	Matara-Beliatta	Export-Import Bank of China & GOSL(L)	39,996	Feb, 2013	May, 2019	3,700	38,129	95	100	99		Trains are operated and few finishing works yet to be completed under civilworks.
<b>and Child Affairs</b>													
	Project Name	Location	Funding Agency	Project Cost (Rs. Mn)	Commencement Date	Completion Date	2019 Allocation <a href="#">Rs.Mn</a>	Cumulative Financial Progress (Rs. Mn.) as at 15th Nov 2019	Cumulative Financial Progress against TEC (%) as at 15th	Overall Physical Target (%) as at 15th Nov 2019	Cumulative Physical Progress (%) as at 15th Nov 2019	Status **	Remarks

**Progress of Priority Projects as at 15th November, 2019**

	Project Name	Location	Funding Agency	Project Cost (Rs. Mn)	Commencement Date	Completion Date	2019 Allocation <a href="#">Rs.Mn</a>	Cumulative Financial Progress (Rs. Mn.) as at 15th Nov 2019	Cumulative Financial Progress against TEC (%) as at 15th	Overall Physical Target (%) as at 15th Nov 2019	Cumulative Physical Progress (%) as at 15th Nov 2019	Status **	Remarks
54	Early Childhood Development Project	All Island	WB	7,500	Jan, 2016	Dec, 2021	1,020	2,297	31	48	43		Required documents processing delayed at the district levels mainly due to land issues
	Implementation on schedule	1.Focasted that the project will be completed on time 2.There may be minor issue/s on implementation 3.Projects with time extention and cost escalation due to weekness in project management will not included in this catogary until their completion											
	Slightly behind schedule	1.There is a possibilty to recover delay 2.Diviation of cummilative progress from the physical target is between 10% - 20% 3.Currently on schedule, but obtained time extention to complete original scope 4. Scope change related delays											
	Behind the schedule	1.Project is at risk of completion as planned 2.Deviation of cummilative progress from physical target is more than 20% 3.Required third party or higher level intervention to resolve implemetation issues 4.Priviously ocured implementation issues (not prevail now) 5.Reasons beyond control of PMUs(legal,social,environment) 6.Weekness in project management 7.Projects is not moving more than 4 months											
	Physically completed	1. There may be final Bills to be setteled											
	Preliminary Stage/Design Stage	1. Allocations provided											
	Halted and terminated												