




















































Progress of Priority Projects as at 30th April, 2018

No	Project Name	Project Cost (Rs. Mn)	Commencement Date	Completion Date	Cumulative Financial Progress (Rs. Mn) as at 30th Apr. 2018	Overall Physical Target (%) as at 30th Apr. 2018	Cumulative Physical Progress (%) as at 30th Apr. 2018	Status **
M/Agriculture								
1	Agriculture Sector Modernization Project	8,557	Oct-16	Dec-21	102	7.6	3	
2	Special Programme for Ensuring Food Security	1,500	Jan-18	Dec-18	1.2	20	15	
M/City Planning & Water Supply								
3	Dry Zone Urban Water and Sanitation Project	19,334	June-09	Dec-18	15,888.80	98.95	96.55	
4	Greater Dambulla Water Supply Scheme - Stage I	9,593	March-12	March-18	9,411	100	97	
5	Jaffna Kilinochchi Water Supply & Sanitation Project	35,915	Feb 2011	Dec 2019	5,656.77	35.5	29.89	
6	Gampaha, Attanagalla & Minuwangoda Intergrated Water supply Scheme	33,060	Feb 2017	May 2020	17,467	32.18	22.51	
7	Polgahawela Pothuhera and Alawwa Integrated Water Supply Project	20,208	March 2017	March 2020	6760	39.04	22.06	
8	Water Supply & Sanitation Improvement Project	27,555	Dec 2015	Dec 2020	4415	43	37.8	
9	Kandy City Wastewater Management Project	22,588	July 2010	Dec 2018	6651	86	49.2	
10	Towns East Water Supply Project(Package-3)	10,049	Oct 2015	Oct 2017	5,733	83.42	72.02	
M/Development Strategies and International Trade								
11	Establish Private Free Trade Zones along Express way Corridor	5,700	Jan. 2017	Dec. 2020	421	23	20	
M/Education								
12	Improve facilities of 1,360 school which were not included in recent projects	114,192	2016	2020	9922	67	65	
13	Providing sanitary & water facilities for all schools	8,000	2016	2019	5472	92.5	92	
14	Facilitating teacher training programmes	11,393	2016	2020	951	61	59	
15	Providing electricity facilities (through national grid or solar) for the schools	2,700	2016	2019	1350	92.5	92	

No	Project Name	Project Cost (Rs. Mn)	Commencement Date	Completion Date	Cumulative Financial Progress (Rs. Mn) as at 30th Apr. 2018	Overall Physical Target (%) as at 30th Apr. 2018	Cumulative Physical Progress (%) as at 30th Apr. 2018	Status **
M/ Finance and Mass Media								
16	Social Safety Nets Project (SSNP)	10,949	Dec.2016	June 2018		17	13.05	
M/ Fisheries & Acquatic Resources								
17	National Food production programme	380	Jan-18	18-Dec	151.37	35	30	
M/Health, Nutrition & Indigenous Medicine								
18	Establishment 1000 Kidney Dialysis Centres in Kidney Diseases prevalent areas	6,500	2016	2019	2,049	70	75	
M/Higher Education & Highways								
19	Land Acquisition for Central Expressway Project Section - I	158,386	2016	2020	4,224	94*	83*	
	Central Expressway Project-Section -II	169,249	Jan. 2016	Aug. 2019	37,986	32	19	
	Land Acquisition for Central Expressway Project-Section -III	150,000	Apr. 2017	Apr. 2020	1,564	88*	77*	
	Central Expressway Project Section- IV	140,535	2016	2020	148	58*	52*	
20	Extension of Southern Expressway Project Section-1	103,280	Jan. 2016	Jul. 2019	69,568	63	66	
	Extension of Southern Expressway Project Section-2	55,200	Oct. 2016	Oct. 2019	22,308	39	39	
	Extension of Southern Expressway section - 3	31,574	Jan. 2016	Jan. 2018	14,913	63	63	
	Extension of Southern Expressway Project Section -4	52,156	Jan. 2016	Jan.2019	27,195	86	66	





No	Project Name	Project Cost (Rs. Mn)	Commencement Date	Completion Date	Cumulative Financial Progress (Rs. Mn) as at 30th Apr. 2018	Overall Physical Target (%) as at 30th Apr. 2018	Cumulative Physical Progress (%) as at 30th Apr. 2018	Status **
21	OCH III	77,700	Jan. 2016	Jun. 2019	41,520	70	53	
22	Land Acquisition for Elevated Highway from New Kelani Bridge(NKB) to Athurugiriya	142,500	May-16	Nov-21	32	18*	12*	
23	Rehabilitation of Peradeniya - Badulla Road from Badulla to Chenkalady - (OFID)	9,100	Jan-16	Feb. 2020	3,338	26	16	
24	Land Acquisition for Rehabilitation of Peradeniya - Badulla Road from Badulla to Chenkalady - (SFD)	9,100	Jan-16	Feb. 2020	28	82*	82*	
25	Integrated Road Investment Program (i Road)	120,000	Sep. 2014	Mar. 2024	46,807	85	71	
26	Rehabilitation & Improvement of Priority Road Project 3- Phase II	16,000	Mar. 2016 -	Jun. 2018	10,238	99	94	
27	New Bridge Construction Project Over the Kelani River	55,313	Jan. 2014	Dec. 2020	13,837	17	16	
28	Landslide Disaster Rehabilitation Project of National Road Network	16,201	Oct. 2012	Mar. 2019	3,075	51	43	
M/Hill Country New Villages Infrastructure and Community Development								
29	Green Gold Housing Programme (State Housing Programme)	63,000	Jan.2016	Dec.2020	2,983	35	27	
M/Internal Affairs, Wayamba Development and Cultural Affairs								
30	The Project of Electronic National Identity Card (e-NIC)	8,000	2011	2019	1,637	63	61	
M/Irrigation and Water Resources Management								
31	Yan Oya Project	36,855	2012	2020	22,017	71	71	
32	Kumbukkan Oya Reservoir project	32,397	2016	2022	89	3	2.52	
33	Climate Resilience Improvement Project I	14,534	2014	2019	7,869	62	60	
M/Lands and Parliamentary Reforms								
34	Bim Saviya Project	380	Jan-18	Dec-18	50.5	33	28	

No	Project Name	Project Cost (Rs. Mn)	Commencement Date	Completion Date	Cumulative Financial Progress (Rs. Mn) as at 30th Apr. 2018	Overall Physical Target (%) as at 30th Apr. 2018	Cumulative Physical Progress (%) as at 30th Apr. 2018	Status **
M/ Labour & Trade Union Relations								
35	Construction of "Mehewara Piyasa" Building	8,838	2009	Mar-18	7,558	100	77	
M/Mahaweli Development and Environment								
36	Dam Safety and Water Resources Planning Project	11,154	2014	2018	9,016	97	89	
37	Moragahakanda Kaluganga Development Project	64,358	2007	2018	77,551	91	88	
38	Uma Oya Multipurpose Development Project	76,316	2010	2019	64,966	85	82	
M/Megapolis & Western Development								
39	Metro Colombo Urban Development Project	40,129	July 2012	June 2020	16,125.36	65	56.3	
40	Strategic Cities Development Project (Kandy & Galle)	27,150	July 2014	Dec 2019	4,898	59	16.8	
M/ Power and Renewable Energy								
41	Greater Colombo Transmission and Distribution Loss Reduction Project (GOSL/JICA)	22,458	Feb 2014	Sep 2018	15,137	96.2	82.4	
42	Hydro Power Plant at Broadlands - (GOSL/China)	9,424	Aug 2013	Jul 2019	6077	79	48.9	
43	Green Power Development and Energy Efficiency Improvement Investment (Tranch 1) 1. Construction of Moragolla Hydro Power Plant	16,780	Jul-15	Dec-19	879.66	18	12	
	Green Power Development and Energy Efficiency Improvement Investment (Tranch 1) 2. Transmission Infrastructure Capacity Enhancement	5,846	Mar-16	Nov-18	2940.51	79.3	45.3	
	Green Power Development and Energy Efficiency Improvement Investment (Tranch 1) 3. Efficiency improvement of MV Distribution Network	1,040	Mar-16	Feb-18	602	99	70	

No	Project Name	Project Cost (Rs. Mn)	Commencement Date	Completion Date	Cumulative Financial Progress (Rs. Mn) as at 30th Apr. 2018	Overall Physical Target (%) as at 30th Apr. 2018	Cumulative Physical Progress (%) as at 30th Apr. 2018	Status **
M/Provincial Councils & Local Government								
44	Greater Colombo Waste Water Management Project	14,657	Sep. 2010	Mar.2019	8,558	88	84.5	
45	Greater Colombo Water & Waste Water Management Improvement Investment Programme- Tranche 3	26,953	Nov. 2016	Dec.2020	785.96	22.9	9.9	
M/Rural Economic Affairs								
46	Design, Build, Establish and Operate of Cold-Chain Facilities	1,580	2016	2019	53.4		35	The project is temporarily halted
M/Science,Technology & Research								
47	Establish Sri Lank Bio technology Innovation park in Sri on PPP basis	7,000	Jan, 2017	Jan, 2022	100	41	9	
M/Transport and Civil Aviation								
48	Bandaranayake International Airport Development Project Phase II Stage II Package A - Passenger Terminal Building & Associated Works.	99,037	Jul, 2016	Dec, 2022	2,378	21	6	
49	Matara-Beliatta-Kataragama new railway line	39,996	Feb, 2013	Sep, 2018	31,350	87	77	
M/Women and Child Affairs								
50	Early Childhood Development Project	7,500	Jan, 2016	Dec, 2021	851	39	21	

* Only land acquisitions target & achievement

** Color Code

	G - Implementation on Schedule.
	Y - Slightly behind schedule; delay can be recovered.
	B - Behind the Schedule; Intervention of other parties is needed to recover.
	R-Very much behind the schedule; High level (OCEM/CCEM) intervention needed.