



























































Progress of Priority Projects as at 31st August, 2018										
No	Project Name	Location	Funding Agency	Project Cost (Rs. Mn)	Commencement Date	Completion Date	Cumulative Financial Progress (Rs. Mn) as at 31st Aug. 2018	Overall Physical Target (%) as at 31st Aug. 2018	Cumulative Physical Progress (%) as at 31st Aug. 2018	Status **
M/Agriculture										
1	Agriculture Sector Modernization Project	Jaffna & Mulative	World Bank(L) + GOSL	8,557	Oct-16	Dec-21	171	10.5	9.5	
2	Special Programme for Ensuring Food Security	Island- Wide	GOSL	1,500	Jan-18	Dec-18	27	55	45	
M/City Planning & Water Supply										
3	Dry Zone Urban Water and Sanitation Project	Chilaw, Puttalam, Vavuniya, Mannar	ADB/ GOSL(L&G)	19,334	June-09	Dec-18	16,125	99.39	97.46	
4	Greater Dambulla Water Supply Scheme - Stage I	Dambulla Galewela Palagala Palugaswewa Kekirawa	EXIM Bank (L) People's Bank (L) GOSL	9,593	March-12	March-18	9,971	100	100	
5	Jaffna Kilinochchi Water Supply & Sanitation Project	Jaffna	ADB,AFD & GOSL	35,915	Feb 2011	Dec 2019	6,029	37.65	35.82	
6	Gampaha,Attanagalla & Minuwangoda Intergrated Water supply Scheme	Gampha , Attanagalla , Minuwangoda DS areas & part of Mahara,Mirigama DS areas	CDB / BOC GOSL	33,060	Feb 2017	May 2020	17,920	46.49	24.05	
7	Polgahawela Pothuhera and Alawwa Integrated Water Supply Project	Polgahawela	Exim & BOC (L) GOSL	20,208	March 2017	March 2020	7,260	54.08	27.45	
8	Water Supply & Sanitation Improvement Project	Kilinochchi, Mullativu, Badulla, Monaragala, Ratnapura, Kegalle, NuwaraEliya	World Bank & Government of Sri Lanka	27,555	Dec 2015	Dec 2020	6,158	43.5	41.2	
9	Kandy City Wastewater Management Project	Kandy	JICA & GOSL	22,588	July 2010	Dec 2018	7,302	89	54.5	
10	Towns East Water Supply Project(Package-3)	Colombo District - Kaduwela, Homagama, Padukka & Seethawaka DS Areas	BOC	10,049	Oct 2015	Oct 2017	5,976	92.71	78.74	
M/Development Strategies and International Trade										
11	Establish Private Free Trade Zones along Express way Corridor	Millaniya (1st Zone was Selected)	GOSL	5,700	Jan. 2017	Dec. 2020	569	30	28	
M/Education										
12	Improve facilities of 1,360 school which were not included in recent projects	Island wide	GOSL	114,192	2016	2020	11,580	72	67.5	

No	Project Name	Location	Funding Agency	Project Cost (Rs. Mn)	Commencement Date	Completion Date	Cumulative Financial Progress (Rs. Mn) as at 31st Aug. 2018	Overall Physical Target (%) as at 31st Aug. 2018	Cumulative Physical Progress (%) as at 31st Aug. 2018	Status **
13	Providing sanitary & water facilities for all schools	Island wide	GOSL	8,000	2016	2019	5,926	94	93.5	
14	Facilitating teacher training programmes	Island wide	GOSL	11,393	2016	2020	1,069	65	62	
15	Providing electricity facilities (through national grid or solar) for the schools	Island wide	GOSL	2,700	2016	2019	1,350	94	93	
M/ Finance and Mass Media										
16	Social Safety Nets Project (SSNP)	Islandwide	IDA (World Bank) and GOSL	10,949	Dec.2016	June 2021	456	16	15.5	
M/ Fisheries & Aquatic Resources										
17	National Food production programme	Islandwide	GOSL	380	Jan-18	18-Dec	218	70	62	
M/Health, Nutrition & Indigenous Medicine										
18	Establishment 1000 Kidney Dialysis Centres in Kidney Diseases prevalent areas	All Island	GOSL	6,500	2016	2019	2,114	82	80	
M/Highways & Road Development										
19	Land Acquisition for Central Expressway Project Section - 1	Kadawatha to Meerigama	Local Banks / GOSL	158,386	2016	2020	6,062	99*	85*	
	Central Expressway Project-Section - II	Meerigama to Kurunegala	Local Banks / GOSL	169,249	Jan. 2016	Aug. 2019	50,297	49	38	
	Land Acquisition for Central Expressway Project-Section -III	Pothuhera to Galagedara	GOSL Anticipated doner- Tokiyo Mitsubishi Bank - Japan	150,000	Apr. 2017	Apr. 2020	2,817	100*	80*	
	Central Expressway Project Section-IV	Kurunegala to Dambulla	Not yet decided	140,535	2016	2020	202	73*	61*	
20	Extension of Southern Expressway Project Section-1	Matara - Beliatte (30km)	Exim Bank China - & GOSL	103,280	Jan. 2016	Jul. 2019	75,685	79	79	
	Extension of Southern Expressway Project Section-2	Beliatte to Wetiya (26km)	Exim Bank China - & GOSL	55,200	Oct. 2016	Oct. 2019	24,317	55	50	
	Extension of Southern Expressway section - 3	Wetiya to Andarawewa (15km)	Exim Bank China - & GOSL	31,574	Jan. 2016	Jan.2019	18,729	91	79	
	Extension of Southern Expressway Project Section -4	Mattala to Hambantota (25km)	Exim Bank China - & GOSL	52,156	Jan. 2016	Jan.2019	30,777	95	78	
21	OCH III	From Kerawalapitiya to Kadawatha	EXIM Bank of China & GOSL	77,700	Jan. 2016	Jun. 2019	42,668	85	72	
22	Land Acquisition for Elivated Highway from New Kelani Bridge(NKB) to Athurugiriya	Colombo	BOT	142,500	May-16	Nov-21	41	30*	21	

No	Project Name	Location	Funding Agency	Project Cost (Rs. Mn)	Commencement Date	Completion Date	Cumulative Financial Progress (Rs. Mn) as at 31st Aug. 2018	Overall Physical Target (%) as at 31st Aug. 2018	Cumulative Physical Progress (%) as at 31st Aug. 2018	Status **
23	Rehabilitation of Peradeniya - Badulla Road from Badulla to Chenkalady - (OFID)	Districts (Badulla, Monaragala, Ampara Batticaloa)	OFID	9,100	Jan-16	Feb. 2020	4,039	39	29	
24	Land Acquisition for Rehabilitation of Peradeniya - Badulla Road from Badulla to Chenkalady - (SFD)	Districts (Badulla, Monaragala, Ampara Batticaloa)	SFD	9,100	Jan-16	Feb. 2020	528	90*	85*	
25	Integrated Road Investment Program (i Road)	Southern, Sabaragamuwa, Central, North Central, North Western and Kalutara District of Western Province	ADB & GOSL	120,000	Sep. 2014	Mar. 2024	50,225	86	77	
26	Rehabilitation & Improvement of Priority Road Project 3- Phase II	Central & Sabaragamuwa Province	China Development Bank & GOSL	16,000	Mar. 2016	Jun. 2018	11,376	98	98	
27	New Bridge Construction Project Over the Kelani River	Central & Sabaragamuwa Province	JICA & GOSL	55,313	Jan. 2014	Dec. 2020	15,186	22	20	
28	Landslide Disaster Rehabilitation Project of National Road Network	Central, Uva, Sabaragamuwa	JICA & GOSL	16,201	Oct. 2012	Mar. 2019	3,933	77	65	
M/Hill Country New Villages Infrastructure and Community Development										
29	Green Gold Housing Programme (State Housing Programme)	Plantation human development trust (PHDT) area of Nuwara Eliya, Badulla, Hatton, Kgalle, Kandy, Rathnapura and Galle	GOSL	12,000	Jan. 2016	Dec. 2020	3,468	42	33	
M/Internal Affairs, Wayamba Development and Cultural Affairs										
30	The Project of Electronic National Identity Card (e-NIC)	All Island	GOSL	8,000	2011	2019	1,790	70.7	64.2	
M/Irrigation and Water Resources Management										
31	Yan Oya Project	Anuradhapura/ Trincomalee	GOSL	36,855	2012	2020	23,010	73	72	
32	Kumbukkan Oya Reservoir project	Monaragala	GOSL	32,397	2016	2022	121	0.75	0.7	
33	Climate Resilience Improvement Project I	Island-wide	WB	14,534	2014	2019	8,724	72	69	
M/Lands and Parliamentary Reforms										
34	Bim Saviya Project	Island wide	GOSL	380	Jan-18	Dec-18	175	65	59	

No	Project Name	Location	Funding Agency	Project Cost (Rs. Mn)	Commencement Date	Completion Date	Cumulative Financial Progress (Rs. Mn) as at 31st Aug. 2018	Overall Physical Target (%) as at 31st Aug. 2018	Cumulative Physical Progress (%) as at 31st Aug. 2018	Status **
M/Labour & Trade Union Relations										
35	Construction of "Mehewara Piyasa" Building	Narahenpita	GOSL	8,838	2009	Mar-18	8,103	100	85	
M/Mahaweli Development and Environment										
36	Dam Safety and Water Resources Planning Project	Island wide	WB-IDA GOSL	11,154	2014	2018	10,185	100	100	
37	Moragahakanda Kaluganga Development Project	Matale, Polannaruwa	CDB, SFD, KFAED, OFID, GOSL (L)	108,554	2007	2018	85,994	84	85	
38	Uma Oya Multipurpose Development Project	Badulla Moneragala	GOSL /Iran	76,316	2010	2019	67,192	85.2	84	
M/Megapolis & Western Development										
39	Metro Colombo Urban Development Project	Colombo, Sri Jaywardenapura Kotte, Dehiwala, Mt. Lavinia Municipal Council areas and Kolonnawa Urban Council area	World Bank & GOSL	40,129	July 2012	June 2020	18,323	70	60	
40	Strategic Cities Development Project (Kandy & Galle)	Kandy & Galle	World Bank & GOSL	27,150	July 2014	Dec 2021	5,542	22	20.87	
M/ Power and Renewable Energy										
41	Greater Colombo Transmission and Distribution Loss Reduction Project (GOSL/JICA)	Colombo City	JICA	22,458	Feb 2014	Sep 2018	16,338	99.6	89.7	
42	Hydro Power Plant at Broadlands - (GOSL/China)	Kithulgala	China/HNB	9,424	Aug 2013	Jul 2019	6,176	86	54.5	
43	Green Power Development and Energy Efficiency Improvement Investment (Tranch 1) 1. Construction of Moragolla Hydro Power Plant	Kandy district, Athgala, Gampola	ADB & GoSL	16,780	Jul-15	Dec-19	1,306	15	14	
	Green Power Development and Energy Efficiency Improvement Investment (Tranch 1) 2. Transmission Infrastructure Capacity Enhancement	Gampaha, Trincomalee, Kaluthara, Colombo, Anurahapura	ADB/AFD	5,899	Mar-16	Nov-18	3,384	92	55	
	Green Power Development and Energy Efficiency Improvement Investment (Tranch 1) 3. Efficiency improvement of MV Distribution Network	Batticaloa and Puttalam	ADB	1,040	Mar-16	Jul-18	658	99	83	
M/Provincial Councils & Local Government										
44	Greater Colombo Waste Water Management Project	Colombo Municipality Area	ADB GOSL	14,657	Sep. 2010	Mar. 2019	9,105	89	85.42	

No	Project Name	Location	Funding Agency	Project Cost (Rs. Mn)	Commencement Date	Completion Date	Cumulative Financial Progress (Rs. Mn) as at 31st Aug. 2018	Overall Physical Target (%) as at 31st Aug. 2018	Cumulative Physical Progress (%) as at 31st Aug. 2018	Status **
45	Greater Colombo Water & Waste Water Management Improvement Investment Programme- Tranche 3	Colombo Municipality Area	European Investment Bank, ADB and GOSL	26,953	Nov. 2016	Dec.2020	864	41	13.5	
M/Rural Economic Affairs										
46	Design, Build, Establish and Operate of Cold-Chain Facilities	Dambulla & Kappetipola	GOSL/Private Investor	1,580	2016	2019	53	0	35	
M / Science,Technology & Research										
47	Establish Sri Lanka Bio technology Innovation park on PPP basis	Pitipana, Homagama	GOSL	7,000	Jan, 2017	Jan, 2022	23	32	8.1	
M/Transport and Civil Aviation										
48	Bandaranayake International Airport Development Project Phase II Stage II Package B -Remote Apron & Taxiways.	Katunayake	JICA(L)	99,037	Jul, 2016	Dec, 2022	2,530	47.36	10.77	
49	Matara-Beliatta-Kataragama new railway line	Matara-Beliatta	Export-Import Bank of China (FA)/GOSL(L)	39,996	Feb, 2013	Sep, 2018	36,112	93	83.7	
M/Women and Child Affairs										
50	Early Childhood Development Project	All Island	WB	7,500	Jan, 2016	Dec, 2021	1,097	40.6	27.32	
	Implementation on schedule	1.Focasted that the project will be completed on time 2.There may be minor issue/s on implementation 3.Projects with time extention and cost escalation due to weekness in project management will not included in this catogary until their completion								
	Slightly behind schedule	1. There is a possibilty to recover delay 2.Diviation of cummilative progress from the physical target is between 10% - 20% 3.Currently on schedule, but obtained time extention to complete original scope 4. Scope change related delays								
	Behind the schedule	1.Project is at risk of completion as planned 2.Diviation of cummilative progress from physical target is more than 20% 3.Required third party or higher level intervention to resolve implemetation issues 4.Priviously occured implementation issues (not prevail now) 5.Reasons beyond control of PMUs(legal,social,environment) 6.Weekness in project management								
	Physically completed	1. There may be final Bills to be setteled								
	Preliminary Stage/Design Stage	1. Allocations provided								
	Halted and terminated									