











































Progress of Priority Projects as at 31st July, 2018								
No	Project Name	Project Cost (Rs. Mn)	Commencement Date	Completion Date	Cumulative Financial Progress (Rs. Mn) as at as at 31st July. 2018	Overall Physical Target (%) as at 31st July. 2018	Cumulative Physical Progress (%) as at 31st July. 2018	Status **
M/Agriculture								
1	Agriculture Sector Modernization Project	8,557	Oct-16	Dec-21	135	9	8	
2	Special Programme for Ensuring Food Security	1,500	Jan-18	Dec-18	11	35	30	
M/City Planning & Water Supply								
3	Dry Zone Urban Water and Sanitation Project	19,334	June-09	Dec-18	16,081	99	97	
4	Greater Dambulla Water Supply Scheme - Stage I	9,593	March-12	March-18	9,969	100	98	
5	Jaffna Kilinochchi Water Supply & Sanitation Project	35,915	Feb 2011	Dec 2019	5,943	35	34	
6	Gampaha, Attanagalla & Minuwangoda Intergrated Water supply Scheme	33,060	Feb 2017	May 2020	17,916	44	24	
7	Polgahawela Pothuhera and Alawwa Integrated Water Supply Project	20,208	March 2017	March 2020	6,765	50	25	
8	Water Supply & Sanitation Improvement Project	27,555	Dec 2015	Dec 2020	5,689	42	40	
9	Kandy City Wastewater Management Project	22,588	July 2010	Dec 2018	7,036	89	53	
10	Towns East Water Supply Project(Package-3)	10,049	Oct 2015	Oct 2017	5,976	92	75	
M/Development Strategies and International Trade								
11	Establish Private Free Trade Zones along Express way Corridor	5,700	Jan. 2017	Dec. 2020	429	26.5	24	

Progress of Priority Projects as at 31st July, 2018								
No	Project Name	Project Cost (Rs. Mn)	Commencement Date	Completion Date	Cumulative Financial Progress (Rs. Mn) as at as at 31st July. 2018	Overall Physical Target (%) as at 31st July. 2018	Cumulative Physical Progress (%) as at 31st July. 2018	Status **
M/Education								
12	Improve facilities of 1,360 school which were not included in recent projects	114,192	2016	2020	11,110	70	67	
13	Providing sanitary & water facilities for all schools	8,000	2016	2019	5,799	94	93	
14	Facilitating teacher training programmes	11,393	2016	2020	994	64	61	
15	Providing electricity facilities (through national grid or solar) for the schools	2,700	2016	2019	1,350	94	93	
M/ Finance and Mass Media								
16	Social Safety Nets Project (SSNP)	10,949	Dec.2016	June 2021	452	15	14.9	
M/ Fisheries & Aquatic Resources								
17	National Food production programme	380	Jan-18	18-Dec	196	60	56	
M/Health, Nutrition & Indigenous Medicine								
18	Establishment 1000 Kidney Dialysis Centres in Kidney Diseases prevalent areas	6,500	2016	2019	2,094	77	78	
M/Highways & Road Development								
19	Land Acquisition for Central Expressway Project Section - 1	158,386	2016	2020	5,126	98*	85*	
	Central Expressway Project-Section -II	169,249	Jan. 2016	Aug. 2019	40,916	44	32	
	Land Acquisition for Central Expressway Project-Section -III	150,000	Apr. 2017	Apr. 2020	1,723	100*	76*	
	Central Expressway Project Section- IV	140,535	2016	2020	194	70*	56*	
20	Extension of Southern Expressway Project Section-1	103,280	Jan. 2016	Jul. 2019	75,685	74	74	
	Extension of Southern Expressway Project Section-2	55,200	Oct. 2016	Oct. 2019	24,181	51	46	
	Extension of Southern Expressway section - 3	31,574	Jan. 2016	Jan. 2018	18,291	84	75	










Progress of Priority Projects as at 31st July, 2018

No	Project Name	Project Cost (Rs. Mn)	Commencement Date	Completion Date	Cumulative Financial Progress (Rs. Mn) as at as at 31st July. 2018	Overall Physical Target (%) as at 31st July. 2018	Cumulative Physical Progress (%) as at 31st July. 2018	Status **
	Extension of Southern Expressway Project Section -4	52,156	Jan. 2016	Jan.2019	30,579	93	75	
21	OCH III	77,700	Jan. 2016	Jun. 2019	41,397	82	67	
22	Land Acquisition for Elivated Highway from New Kelani Bridge(NKB) to Athurugiriya	142,500	May-16	Nov-21	39	28*	17*	
23	Rehabilitation of Peradeniya - Badulla Road from Badulla to Chenkalady - (OFID)	9,100	Jan-16	Feb. 2020	3,671	41	26	
24	Land Acquisition for Rehabilitation of Peradeniya - Badulla Road from Badulla to Chenkalady - (SFD)	9,100	Jan-16	Feb. 2020	518	87*	84*	
25	Integrated Road Investment Program (i Road)	120,000	Sep. 2014	Mar. 2024	48,734	85	75.4	
26	Rehabilitation &Improvement of Priority Road Project 3- Phase II	16,000	Mar. 2016	Jun. 2018	11,159	97	97	
27	New Bridge Construction Project Over the Kelani River	55,313	Jan. 2014	Dec. 2020	14,270	20	18	
28	Landslide Disaster Rehabilitation Project of National Road Network	16,201	Oct. 2012	Mar. 2019	3,668	76	63	
M/Hill Country New Villages Infrastructure and Community Development								
29	Green Gold Housing Programme (State Housing Programme)	12,000	Jan.2016	Dec.2020	3,339	40	31	
M/Internal Affairs, Wayamba Development and Cultural Affairs								
30	The Project of Electronic National Identity Card (e-NIC)	8,000	2011	2019	1,782	69	64	


Progress of Priority Projects as at 31st July, 2018

No	Project Name	Project Cost (Rs. Mn)	Commencement Date	Completion Date	Cumulative Financial Progress (Rs. Mn) as at as at 31st July. 2018	Overall Physical Target (%) as at 31st July. 2018	Cumulative Physical Progress (%) as at 31st July. 2018	Status **
M/Irrigation and Water Resources Management								
31	Yan Oya Project	36,855	2012	2020	22,483	73	72	
32	Kumbukkan Oya Reservoir project	32,397	2016	2022	104	0.75	0.6	
33	Climate Resilience Improvement Project I	14,534	2014	2019	8,552	71	67	
M/Lands and Parliamentary Reforms								
34	Bim Saviya Project	380	Jan-18	Dec-18	141	55	48	
M/ Labour & Trade Union Relations								
35	Construction of "Mehewara Piyasa" Building	8,838	2009	Mar-18	7,964	100	83	
M/Mahaweli Development and Environment								
36	Dam Safety and Water Resources Planning Project	11,154	2014	2018	10,053	100	100	
37	Moragahakanda Kaluganga Development Project	108,554	2007	2018	84,362	92	91	
38	Uma Oya Multipurpose Development Project	76,316	2010	2019	66,405	85	84	
M/Megapolis & Western Development								
39	Metro Colombo Urban Development Project	40,129	July 2012	June 2020	17,637	68	58	
40	Strategic Cities Development Project (Kandy & Galle)	27,150	July 2014	Dec 2019	5,374	20	18	
M/ Power and Renewable Energy								
41	Greater Colombo Transmission and Distribution Loss Reduction Project (GOSL/JICA)	22,458	Feb 2014	Sep 2018	15,930	99	88	
42	Hydro Power Plant at Broadlands - (GOSL/China)	9,424	Aug 2013	Jul 2019	6,176	85	53	

Progress of Priority Projects as at 31st July, 2018

No	Project Name	Project Cost (Rs. Mn)	Commencement Date	Completion Date	Cumulative Financial Progress (Rs. Mn) as at as at 31st July. 2018	Overall Physical Target (%) as at 31st July. 2018	Cumulative Physical Progress (%) as at 31st July. 2018	Status **
43	Green Power Development and Energy Efficiency Improvement Investment (Tranch 1) 1. Construction of Moragolla Hydro Power Plant	16,780	Jul-15	Dec-19	1,088	15	13	
	Green Power Development and Energy Efficiency Improvement Investment (Tranch 1) 2. Transmission Infrastructure Capacity Enhancement	5,899	Mar-16	Nov-18	3,249	89	52	
	Green Power Development and Energy Efficiency Improvement Investment (Tranch 1) 3. Efficiency improvement of MV Distribution Network	1,040	Mar-16	Feb-18	658	99	82	
M/Provincial Councils & Local Government								
44	Greater Colombo Waste Water Management Project	14,657	Sep. 2010	Mar.2019	8,938	89	84	
45	Greater Colombo Water & Waste Water Management Improvement Investment Programme- Tranche 3	26,953	Nov. 2016	Dec.2020	864	41	12.9	
M/Rural Economic Affairs								
46	Design, Build, Establish and Operate of Cold-Chain Facilities	1,580	2016	2019	53	0	35	
M / Science,Technology & Research								
47	Establish Sri Lanka Bio technology Innovation park on PPP basis	7,000	Jan, 2017	Jan, 2022	23	32	8.1	
M/Transport and Civil Aviation								
48	Bandaranayake International Airport Development Project Phase II Stage II Package B -Remote Apron & Taxiways.	99,037	Jul, 2016	Dec, 2022	2,530	27	9	
49	Matara-Beliatta-Kataragama new railway line	39,996	Feb, 2013	Sep, 2018	36,112	90	81	
M/Women and Child Affairs □								

Progress of Priority Projects as at 31st July, 2018

No	Project Name	Project Cost (Rs. Mn)	Commencement Date	Completion Date	Cumulative Financial Progress (Rs. Mn) as at as at 31st July. 2018	Overall Physical Target (%) as at 31st July. 2018	Cumulative Physical Progress (%) as at 31st July. 2018	Status **
50	Early Childhood Development Project	7,500	Jan, 2016	Dec, 2021	1,026	41	25	
	Implementation on schedule	1.Focasted that the project will be completed on time 2.There may be minor issue/s on implementation 3.Projects with time extension and cost escalation due to weakness in project management will not						
	Slightly behind schedule	1.There is a possibility to recover delay 2.Deviation of cumulative progress from the physical target is between 10% - 20% 3.Currently on schedule, but obtained time extension to complete original scope						
	Behind the schedule	1.Project is at risk of completion as planned 2.Deviation of cumulative progress from physical target is more than 20% 3.Required third party or higher level intervention to resolve implementation issues						
	Physically completed	1. There may be final Bills to be settled						
	Preliminary Stage/Design Stage	1. Allocations provided						
	Halted and terminated							