















































Progress of Priority Projects as at 30th June, 2018								
No	Project Name	Project Cost (Rs. Mn)	Commencement Date	Completion Date	Cumulative Financial Progress as at 30th June, 2018 (Rs. Mn)	Overall Physical Target as at 30th June. 2018	Cumulative Physical Progress at 30th June. 2018	Status **
<b>M/Agriculture</b>								
1	Agriculture Sector Modernization Project	8,557	Oct-16	Dec-21	125.96	8	7	
2	Special Programme for Ensuring Food Security	1,500	Jan-18	Dec-18	8.63	30	25	
<b>M/City Planning &amp; Water Supply</b>								
3	Dry Zone Urban Water and Sanitation Project	19,334	June-09	Dec-18	15995.8	99	97	
4	Greater Dambulla Water Supply Scheme - Stage I	9,593	March-12	March-18	9967.59	100	98	
5	Jaffna Kilinochchi Water Supply & Sanitation Project	35,915	Feb 2011	Dec 2019	5864.11	40	33	
6	Gampaha, Attanagalla & Minuwangoda Integrated Water supply Scheme	33,060	Feb 2017	May 2020	17895.29	42	23	
7	Polgahawela Pothuhera and Alawwa Integrated Water Supply Project	20,208	March 2017	March 2020	6763.52	46	23	
8	Water Supply & Sanitation Improvement Project	27,555	Dec 2015	Dec 2020	5362.25	40	39	
9	Kandy City Wastewater Management Project	22,588	July 2010	Dec 2018	6861.5	88	52	
10	Towns East Water Supply Project(Package-3)	10,049	Oct 2015	Oct 2017	5975.84	88	73	
<b>M/Development Strategies and International Trade</b>								
11	Establish Private Free Trade Zones along Express way Corridor	5,700	Jan. 2017	Dec. 2020	624.6	26	23	

No	Project Name	Project Cost (Rs. Mn)	Commencement Date	Completion Date	Cumulative Financial Progress as at 30th June, 2018 (Rs. Mn)	Overall Physical Target as at 30th June. 2018	Cumulative Physical Progress at 30th June. 2018	Status **
<b>M/Education</b>								
12	Improve facilities of 1,360 school which were not included in recent projects	114,192	2016	2020	10,597.26	69	67	
13	Providing sanitary & water facilities for all schools	8,000	2016	2019	5,700	94	93	
14	Facilitating teacher training programmes	11,393	2016	2020	951	63	61	
15	Providing electricity facilities (through national grid or solar) for the schools	2,700	2016	2019	1,350	94	93	
<b>M/ Finance and Mass Media</b>								
16	Social Safety Nets Project (SSNP)	10,949	Dec.2016	June 2018	450	19	15	
<b>M/ Fisheries &amp; Aquatic Resources</b>								
17	National Food production programme	380	Jan-18	18-Dec	169.52	52	45	
<b>M/Health, Nutrition &amp; Indigenous Medicine</b>								
18	Establishment 1000 Kidney Dialysis Centers in Kidney Diseases prevalent areas	6,500	2016	2019	2,057	76	78	

No	Project Name	Project Cost (Rs. Mn)	Commencement Date	Completion Date	Cumulative Financial Progress as at 30th June, 2018 (Rs. Mn)	Overall Physical Target as at 30th June. 2018	Cumulative Physical Progress at 30th June. 2018	Status **
<b>M/Highways &amp; Road Development</b>								
19	Land Acquisition for Central Expressway Project Section - 1	158,386	2016	2020	4,562	97*	84*	
	Central Expressway Project-Section - II	169,249	Jan. 2016	Aug. 2019	40,906	40	27	
	Land Acquisition for Central Expressway Project-Section -III	150,000	Apr. 2017	Apr. 2020	1,632	92*	81*	
	Central Expressway Project Section-IV	140,535	2016	2020	186	74	55	
20	Extension of Southern Expressway Project Section-1	103,280	Jan. 2016	Jul. 2019	73,635	69	74	
	Extension of Southern Expressway Project Section-2	55,200	Oct. 2016	Oct. 2019	23,601	46	43	
	Extension of Southern Expressway section - 3	31,574	Jan. 2016	Jan. 2018	17,074	77	71	
	Extension of Southern Expressway Project Section -4	52,156	Jan. 2016	Jan.2019	30,146	91	73	
21	OCH III	77,700	Jan. 2016	Jun. 2019	41,350	78	63	
22	Land Acquisition for Elevated Highway from New Kelani Bridge(NKB) to Athurugiriya	142,500	May-16	Nov-21	37	24*	15*	
23	Rehabilitation of Peradeniya - Badulla Road from Badulla to Chenkalady - (OFID)	9,100	Jan-16	Feb. 2020	3,597	36	22	

No	Project Name	Project Cost (Rs. Mn)	Commencement Date	Completion Date	Cumulative Financial Progress as at 30th June, 2018 (Rs. Mn)	Overall Physical Target as at 30th June, 2018	Cumulative Physical Progress at 30th June, 2018	Status **
24	Land Acquisition for Rehabilitation of Peradeniya - Badulla Road from Badulla to Chenkalady - (SFD)	9,100	Jan-16	Feb. 2020	38	84*	83*	
25	Integrated Road Investment Program (i Road)	120,000	Sep. 2014	Mar. 2024	48,465	89	75	
26	Rehabilitation & Improvement of Priority Road Project 3- Phase II	16,000	Mar. 2016 -	Jun. 2018	11,037	100	97	
27	New Bridge Construction Project Over the Kelani River	55,313	Jan. 2014	Dec. 2020	12,648	19	18	
28	Landslide Disaster Rehabilitation Project of National Road Network	16,201	Oct. 2012	Mar. 2019	3,457	74	59	
<b>M/Hill Country New Villages Infrastructure and Community Development</b>								
29	Green Gold Housing Programme (State Housing Programme )	12,000	Jan.2016	Dec.2020	3198.1	37	28	
<b>M/Internal Affairs, Wayamba Development and Cultural Affairs</b>								
30	The Project of Electronic National Identity Card (e-NIC)	8,000	2011	2019	1772	65	63	
<b>M/Irrigation and Water Resources Management</b>								
31	Yan Oya Project	36,855	2012	2020	22303	73	72	
32	Kumbukkan Oya Reservoir project	32,397	2016	2022	101.93	1	1	
33	Climate Resilience Improvement Project I	14,534	2014	2019	8332	70	63	
<b>M/Lands and Parliamentary Reforms</b>								
34	Bim Saviya Project	380	Jan-18	Dec-18	138.5	50	43	
<b>M/ Labour &amp; Trade Union Relations</b>								

No	Project Name	Project Cost (Rs. Mn)	Commencement Date	Completion Date	Cumulative Financial Progress as at 30th June, 2018 (Rs. Mn)	Overall Physical Target as at 30th June. 2018	Cumulative Physical Progress at 30th June. 2018	Status **
35	Construction of "Mehewara Piyasa" Building	8,838	2009	Mar-18	7,782	100	81	
<b>M/Mahaweli Development and Environment</b>								
36	Dam Safety and Water Resources Planning Project	11,154	2014	2018	9869	100	100	
37	Moragahakanda Kaluganga Development Project	108,554	2007	2018	83750	92	90	
38	Uma Oya Multipurpose Development Project	76,316	2010	2019	66055	85	83	
<b>M/Megapolis &amp; Western Development</b>								
39	Metro Colombo Urban Development Project	40,129	July 2012	June 2020	16,924	67	57	
40	Strategic Cities Development Project (Kandy & Galle)	27,150	July 2014	Dec 2019	5,178	61	17	
<b>M/ Power and Renewable Energy</b>								
41	Greater Colombo Transmission and Distribution Loss Reduction Project (GOSL/JICA)	22,458	Feb 2014	Sep 2018	15,457	99	86	
42	Hydro Power Plant at Broadlands - (GOSL/China)	9,424	Aug 2013	Jul 2019	6077	83	51	
43	Green Power Development and Energy Efficiency Improvement Investment (Tranch 1) 1. Construction of Moragolla Hydro Power Plant	16,780	Jul-15	Dec-19	1570.5	25	17	
	Green Power Development and Energy Efficiency Improvement Investment (Tranch 1) 2. Transmission Infrastructure Capacity Enhancement	5,846	Mar-16	Nov-18	3056.86	87	51	

No	Project Name	Project Cost (Rs. Mn)	Commencement Date	Completion Date	Cumulative Financial Progress as at 30th June, 2018 (Rs. Mn)	Overall Physical Target as at 30th June. 2018	Cumulative Physical Progress at 30th June. 2018	Status **
	Green Power Development and Energy Efficiency Improvement Investment (Tranch 1) 3. Efficiency improvement of MV Distribution Network	1,040	Mar-16	Feb-18	602.2	99	77	
<b>M/Provincial Councils &amp; Local Government</b>								
44	Greater Colombo Waste Water Management Project	14,657	Sep. 2010	Mar.2019	8,892	88	86	
45	Greater Colombo Water & Waste Water Management Improvement Investment Programme- Tranche 3	26,953	Nov. 2016	Dec.2020	863.3	23	12	