











































Progress of Priority Projects as at 31st March, 2018







No.	Project Name	Project Cost (Rs. Mn)	Commencement Date	Completion Date	Cumulative Financial Progress (Rs. Mn) as at 31st Mar. 2018	Overall Physical Target (%) as at 31st Mar. 2018	Cumulative Physical Progress (%) as at 31st Mar. 2018	Status **
M/Agriculture								
1	Agriculture Sector Modernization Project	8,557	Oct-16	Dec-21	97	7	2.9	
2	Special Programme for Ensuring Food Security	1,500	Jan-18	Dec-18	0.97	15	10	
M/City Planning & Water Supply								
3	Dry Zone Urban Water and Sanitation Project	19,334	June-09	Dec-18	15,770	98	96	
4	Greater Dambulla Water Supply Scheme - Stage I	9,593	March-12	March-18	9,411	100	97	
5	Jaffna Kilinochchi Water Supply & Sanitation Project	35,915	Feb 2011	Dec 2019	5,570	33	28.9	
6	Gampaha, Attanagalla & Minuwangoda Intergrated Water supply Scheme	33,060	Feb 2017	May 2020	15,882	30	21.4	
7	Polgahawela Pothuhera and Alawwa Integrated Water Supply Project	20,208	March 2017	March 2020	6,347	35	20	
8	Water Supply & Sanitation Improvement Project	27,555	Dec 2015	Dec 2020	4,097	40	37.2	
9	Kandy City Wastewater Management Project	22,588	July 2010	Dec 2018	6,193	84	48.2	
10	Towns East Water Supply Project(Package-3)	10,049	Oct 2015	Oct 2017	5,733	80	72.91	





No.	Project Name	Project Cost (Rs. Mn)	Commencement Date	Completion Date	Cumulative Financial Progress (Rs. Mn) as at 31st Mar. 2018	Overall Physical Target (%) as at 31st Mar. 2018	Cumulative Physical Progress (%) as at 31st Mar. 2018	Status **
M/Development Strategies and International Trade								
11	Establish Private Free Trade Zones along Express way Corridor	6,025	Jan. 2017	Dec. 2020	417	35	35	
M/Education								
12	Improve facilities of 1,360 school which were not included in recent projects	114,192	2016	2020	9,552	65	63	
13	Providing sanitary & water facilities for all schools	8,000	2016	2019	5,462	92	91	
14	Facilitating teacher training programmes	11,393	2016	2020	938	59	49	
15	Providing electricity facilities (through national grid or solar) for the schools	2,700	2016	2019	1,340	92	84	
M/ Finance and Mass Media								
16	Social Safety Nets Project (SSNP)	10,949	Dec.2016	June 2018	1,122.00	16	13	
M/ Fisheries & Aquatic Resources								
17	National Food production programme	380	Jan-18	18-Dec	123.53	15	10	
M/Health, Nutrition & Indigenous Medicine								
18	Establishment 1000 Kidney Dialysis Centres in Kidney Diseases prevalent areas	6,500	2016	2019	2,021	68	74	

No.	Project Name	Project Cost (Rs. Mn)	Commencement Date	Completion Date	Cumulative Financial Progress (Rs. Mn) as at 31st Mar. 2018	Overall Physical Target (%) as at 31st Mar. 2018	Cumulative Physical Progress (%) as at 31st Mar. 2018	Status **
M/Higher Education & Highways								
19	Land Acquisition for Central Expressway Project Section - 1	158,386	2016	2020	3,858	90*	83*	
	Central Expressway Project-Section - II	169,249	Jan. 2016	Aug. 2019	34,612	26	17	
	Land Acquisition for Central Expressway Project-Section -III	150,000	Apr. 2017	Apr. 2020	1,415	87*	75*	
	Central Expressway Project Section-IV	140,535	2016	2020	140	56*	48*	
20	Extension of Southern Expressway Project Section-1	103,280	Jan. 2016	Jul. 2019	63,755	60	64	
	Extension of Southern Expressway Project Section-2	55,200	Oct. 2016	Oct. 2019	21,597	36	37	
	Extension of Southern Expressway section - 3	31,574	Jan. 2016	Jan. 2018	14,913	61	61	
	Extension of Southern Expressway Project Section -4	52,156	Jan. 2016	Jan.2019	27,195	82	66	
21	OCH III	77,700	Jan. 2016	Jun. 2019	40,227	66	50	
22	Land Acquisition for Eivated Highway from New Kelani Bridge(NKB) to Athurugiriya	142,500	May-16	Nov-21	29	16*	10*	
23	Rehabilitation of Peradeniya - Badulla Road from Badulla to Chenkalady - (OFID)	9,100	Jan-16	Feb. 2020	3,241	23	15	
24	Land Acquisition for Rehabilitation of Peradeniya - Badulla Road from Badulla to Chenkalady - (SFD)	9,100	Jan-16	Feb. 2020	1.6	79*	75*	

No.	Project Name	Project Cost (Rs. Mn)	Commencement Date	Completion Date	Cumulative Financial Progress (Rs. Mn) as at 31st Mar. 2018	Overall Physical Target (%) as at 31st Mar. 2018	Cumulative Physical Progress (%) as at 31st Mar. 2018	Status **
25	Integrated Road Investment Program (i Road)	120,000	Sep. 2014	Mar. 2024	44,741	80	69	
26	Rehabilitation & Improvement of Priority Road Project 3- Phase II	16,000	Mar. 2016 -	Jun. 2018	9,921	96	91	
27	New Bridge Construction Project Over the Kelani River	55,313	Jan. 2014	Dec. 2020	12,411	15	15	
28	Landslide Disaster Rehabilitation Project of National Road Network	16,201	Oct. 2012	Mar. 2019	2,900	51	43	
M/Hill Country New Villages Infrastructure and Community Development								
29	Green Gold Housing Programme (State Housing Programme)	63,000	Jan.2016	Dec.2020	Not reported	5	5	
M/Internal Affairs, Wayamba Development and Cultural Affairs								
30	The Project of Electronic National Identity Card (e-NIC)	8,000	2011	2019	1,585	73	64	
M/Irrigation and Water Resources Management								
31	Yan Oya Project	36,855	2012	2020	22,017	72	71	
32	Kumbukkan Oya Reservoir project	32,397	2016	2022	89	35	4	
33	Climate Resilience Improvement Project I	14,534	2014	2019	7868.7	60	60	





No.	Project Name	Project Cost (Rs. Mn)	Commencement Date	Completion Date	Cumulative Financial Progress (Rs. Mn) as at 31st Mar. 2018	Overall Physical Target (%) as at 31st Mar. 2018	Cumulative Physical Progress (%) as at 31st Mar. 2018	Status **
M/Lands and Parliamentary Reforms								
34	Bim Saviya Project	380	Jan-18	Dec-18	4.13	25	21	
M/ Labour & Trade Union Relations								
35	Construction of "Mehewara Piyasa" Building	8,838	2009	Mar-18	7,620	100	75.72	
M/Mahaweli Development and Environment								
36	Dam Safety and Water Resources Planning Project	11,154	2014	2018	9,017	97	88	
37	Moragahakanda Kaluganga Development Project	64,358	2007	2018	77,370	90.3	88.05	
38	Uma Oya Multipurpose Development Project	76,316	2010	2019	64,316	84.67	81.63	
M/Megapolis & Western Development								
39	Metro Colombo Urban Development Project	40,129	July 2012	June 2020	15,938	64	56	
40	Strategic Cities Development Project (Kandy & Galle)	27,150	July 2014	Dec 2019	4,777	57	16.4	
M/ Power and Renewable Energy								
41	Greater Colombo Transmission and Distribution Loss Reduction Project (GOSL/JICA)	22,458	Feb 2014	Sep 2018	14,665	95.8	81	
42	Hydro Power Plant at Broadlands - (GOSL/ China)	9,424	Aug 2013	Jul 2019	5,815	74	47.2	

No.	Project Name	Project Cost (Rs. Mn)	Commencement Date	Completion Date	Cumulative Financial Progress (Rs. Mn) as at 31st Mar. 2018	Overall Physical Target (%) as at 31st Mar. 2018	Cumulative Physical Progress (%) as at 31st Mar. 2018	Status **
43	Green Power Development and Energy Efficiency Improvement Investment (Tranch 1) 1. Construction of Moragolla Hydro Power Plant	16,780	Jul-15	Dec-19	759	16.5	10.8	
	Green Power Development and Energy Efficiency Improvement Investment (Tranch 1) 2. Transmission Infrastructure Capacity Enhancement	5,846	Mar-16	Nov-18	2,793	75	43	
	Green Power Development and Energy Efficiency Improvement Investment (Tranch 1) 3. Efficiency improvement of MV Distribution Network	1,040	Mar-16	Feb-18	576	99	68	
M/Provincial Councils & Local Government								
44	Greater Colombo Waste Water Management Project	14,657	Sep. 2010	Mar.2019	8,394	86	83.3	
45	Greater Colombo Water & Waste Water Management Improvement Investment Programme- Tranche 3	26,953	Nov. 2016	Dec.2020	785	20.2	9.2	
M/Rural Economic Affairs								
46	Design, Build, Establish and Operate of Cold-Chain Facilities	1,580	2016	2018	53.4	38	35	

No.	Project Name	Project Cost (Rs. Mn)	Commencement Date	Completion Date	Cumulative Financial Progress (Rs. Mn) as at 31st Mar. 2018	Overall Physical Target (%) as at 31st Mar. 2018	Cumulative Physical Progress (%) as at 31st Mar. 2018	Status **
M/Science, Technology & Research								
47	Establish Sri Lank Bio technology Innovation park in Sri on PPP basis	7,000	Jan, 2017	Jan, 2022	99.98	40	9	
M/Transport and Civil Aviation								
48	Bandaranayake International Airport Development Project Phase II Stage II Package A - Passenger Terminal Building & Associated Works.	99,037	Jul, 2016	Dec, 2022	2,321	20	5	
49	Matara-Beliatta-Kataragama new railway line	39,996	Feb, 2013	Sep, 2018	31,350	86	76	
M/Women and Child Affairs								
50	Early Childhood Development Project	7,500	Jan, 2016	Dec, 2021	795	25.5	20	

* Only land acquisitions target & achievement

** Color Code

	G - Implementation on Schedule
	Y - Slightly behind schedule; delay can be recovered.
	B - Behind the Schedule; Intervention of other parties is needed to recover.
	R-Very much behind the schedule; High level OCEM/CCEM) intervention needed.