






























Progress of Priority Projects as at 31st May, 2018

No	Project Name	Project Cost (Rs. Mn)	Commencement Date	Completion Date	Cumilative Financial Progress as at 31st May. 2018 (Rs. Mn)	Overall Physical Target as at 31st May. 2018 (%)	Cumilative Physical Progress as at 31st May. 2018 (%)	Status **
M/Agriculture								
1	Agriculture Sector Modernization Project	8,557	Oct-16	Dec-21	111	7	3.5	
2	Special Programme for Ensuring Food Security	1,500	Jan-18	Dec-18	5	25	20	
M/City Planning & Water Supply								
3	Dry Zone Urban Water and Sanitation Project	19,334	June-09	Dec-18	15,958	99.1	97	
4	Greater Dambulla Water Supply Scheme - Stage I	9,593	March-12	March-18	9,414	100	97.1	
5	Jaffna Kilinochchi Water Supply & Sanitation Project	35,915	Feb 2011	Dec 2019	5,662	37.3	31.39	
6	Gampaha,Attanagalla & Minuwangoda Intergrated Water supply Scheme	33,060	Feb 2017	May 2020	17,467	37	22.8	
7	Polgahawela Pothuhera and Alawwa Integrated Water Supply Project	20,208	March 2017	March 2020	6,760	43	22	
8	Water Supply & Sanitation Improvement Project	27,555	Dec 2015	Dec 2020	4,816	38.5	37.3	
9	Kandy City Wastewater Management Project	22,588	July 2010	Dec 2018	6,695	87	51	
10	Towns East Water Supply Project(Package-3)	10,049	Oct 2015	Oct 2017	5,976	86	72.5	
M/Development Strategies and International Trade								
11	Establish Private Free Trade Zones along Express way Corridor	5,700	Jan. 2017	Dec. 2020	421	25	22	
M/Education								
12	Improve facilities of 1,360 school which were not included in recent projects	114,192	2016	2020	10,181	68	66	












Progress of Priority Projects as at 31st May, 2018

No	Project Name	Project Cost (Rs. Mn)	Commencement Date	Completion Date	Cumilative Financial Progress as at 31st May. 2018 (Rs. Mn)	Overall Physical Target as at 31st May. 2018 (%)	Cumilative Physical Progress as at 31st May. 2018 (%)	Status **
13	Providing sanitary & water facilities for all schools	8,000	2016	2019	5,620	93	92.5	
14	Facilitating teacher training programmes	11,393	2016	2020	data not available	62	60	
15	Providing electricity facilities (through national grid or solar) for the schools	2,700	2016	2019	1,350	93	92.5	
M/ Finance and Mass Media								
16	Social Safety Nets Project (SSNP)	10,949	Dec.2016	June 2018	1,128	18	14	
M/ Fisheries & Aquatic Resources								
17	National Food production programme	380	Jan-18	18-Dec	161	45	39	
M/Health, Nutrition & Indigenous Medicine								
18	Establishment 1000 Kidney Dialysis Centres in Kidney Diseases prevalent areas	6,500	2016	2019	2,057	75	77	
M/Highways & Road Development								
19	Land Acquisition for Central Expressway Project Section - I	158,386	2016	2020	4,224	97*	84*	
	Central Expressway Project-Section -II	169,249	Jan. 2016	Aug. 2019	40,901	36	23	
	Land Acquisition for Central Expressway Project-Section -III	150,000	Apr. 2017	Apr. 2020	1,564	90*	78*	
	Central Expressway Project Section- IV	140,535	2016	2020	179	71*	53*	








Progress of Priority Projects as at 31st May, 2018

No	Project Name	Project Cost (Rs. Mn)	Commencement Date	Completion Date	Cumilative Financial Progress as at 31st May. 2018 (Rs. Mn)	Overall Physical Target as at 31st May. 2018 (%)	Cumilative Physical Progress as at 31st May. 2018 (%)	Status **
20	Extension of Southern Expressway Project Section-1	103,280	Jan. 2016	Jul. 2019	72,149	65	70	
	Extension of Southern Expressway Project Section-2	55,200	Oct. 2016	Oct. 2019	23,367	43	40	
	Extension of Southern Expressway section - 3	31,574	Jan. 2016	Jan. 2018	15,687	70	67	
	Extension of Southern Expressway Project Section -4	52,156	Jan. 2016	Jan.2019	29,711	88	69	
21	OCH III	77,700	Jan. 2016	Jun. 2019	40,610	74	60	
22	Land Acquisition for Elivated Highway from New Kelani Bridge(NKB) to Athurugiriya	142,500	May-16	Nov-21	34	20*	14*	
23	Rehabilitation of Peradeniya - Badulla Road from Badulla to Chenkalady - (OFID)	9,100	Jan-16	Feb. 2020	3,406	31	19	
24	Land Acquisition for Rehabilitation of Peradeniya - Badulla Road from Badulla to Chenkalady - (SFD)	9,100	Jan-16	Feb. 2020	35	82*	82*	
25	Integratred Road Investment Program (i Road)	120,000	Sep. 2014	Mar. 2024	47,124	90	73	
26	Rehabilitation &Improvement of Priority Road Project 3- Phase II	16,000	Mar. 2016 -	Jun. 2018	10,668	100	96	
27	New Bridge Construction Project Over the Kelani River	55,313	Jan. 2014	Dec. 2020	12,255	18	16.6	
28	Landslide Disaster Rehabilitation Project of National Road Network	16,201	Oct. 2012	Mar. 2019	3,325	71	55	
M/Hill Country New Villages Infrastructure and Community Development								
29	Green Gold Housing Programme (Estate Housing Programme)	63,000	Jan.2016	Dec.2020	3,087	36	28	






Progress of Priority Projects as at 31st May, 2018

No	Project Name	Project Cost (Rs. Mn)	Commencement Date	Completion Date	Cumilative Financial Progress as at 31st May. 2018 (Rs. Mn)	Overall Physical Target as at 31st May. 2018 (%)	Cumilative Physical Progress as at 31st May. 2018 (%)	Status **
M/Internal Affairs, Wayamba Development and Cultural Affairs								
30	The Project of Electronic National Identity Card (e-NIC)	8,000	2011	2019	1,758	64	63	
M/Irrigation and Water Resources Management								
31	Yan Oya Project	36,855	2012	2020	22,195	72	71	
32	Kumbukkan Oya Reservoir project	32,397	2016	2022	91	0.6	0.6	
33	Climate Resilience Improvement Project I	14,534	2014	2019	8,293	63	60	
M/Lands and Parliamentary Reforms								
34	Bim Saviya Project	380	Jan-18	Dec-18	55	36	31	
M/ Labour & Trade Union Relations								
35	Construction of "Mehewara Piyasa" Building	8,838	2009	Mar-18	7,738	100	79	
M/Mahaweli Development and Environment								
36	Dam Safety and Water Resources Planning Project	11,154	2014	2018	9,607	100	100	
37	Moragahakanda Kaluganga Development Project	108,554	2007	2018	81,824	92	89	
38	Uma Oya Multipurpose Development Project	76,316	2010	2019	65,756	85	83	
M/Megapolis & Western Development								
39	Metro Colombo Urban Development Project	40,129	July 2012	June 2020	16,482	66	56.7	
40	Strategic Cities Development Project (Kandy & Galle)	27,150	July 2014	Dec 2019	5,093	60	16.9	

Progress of Priority Projects as at 31st May, 2018





No	Project Name	Project Cost (Rs. Mn)	Commencement Date	Completion Date	Cumulative Financial Progress as at 31st May. 2018 (Rs. Mn)	Overall Physical Target as at 31st May. 2018 (%)	Cumulative Physical Progress as at 31st May. 2018 (%)	Status **
M/ Power and Renewable Energy								
41	Greater Colombo Transmission and Distribution Loss Reduction Project (GOSL/JICA)	22,458	Feb 2014	Sep 2018	15,198	97.8	83.9	
42	Hydro Power Plant at Broadlands - (GOSL/China)	9,424	Aug 2013	Jul 2019	6,077	82	50.5	
43	Green Power Development and Energy Efficiency Improvement Investment (Tranch 1) 1. Construction of Moragolla Hydro Power Plant	16,780	Jul-15	Dec-19	1,115	21	14	
	Green Power Development and Energy Efficiency Improvement Investment (Tranch 1) 2. Transmission Infrastructure Capacity Enhancement	5,846	Mar-16	Nov-18	2,998	83.6	48.3	
	Green Power Development and Energy Efficiency Improvement Investment (Tranch 1) 3. Efficiency improvement of MV Distribution Network	1,040	Mar-16	Feb-18	602	99	73	
M/Provincial Councils & Local Government								
44	Greater Colombo Waste Water Management Project	14,657	Sep. 2010	Mar.2019	8,731	88	85	
45	Greater Colombo Water & Waste Water Management Improvement Investment Programme- Tranche 3	26,953	Nov. 2016	Dec.2020	861	22.9	11.4	

Progress of Priority Projects as at 31st May, 2018

No	Project Name	Project Cost (Rs. Mn)	Commencement Date	Completion Date	Cumilative Financial Progress as at 31st May. 2018 (Rs. Mn)	Overall Physical Target as at 31st May. 2018 (%)	Cumilative Physical Progress as at 31st May. 2018 (%)	Status **
M/Rural Economic Affairs								
46	Design, Build, Establish and Operate of Cold-Chain Facilities	1,580	2016	2019	53	0	35	
M / Science,Technology & Research								
47	Establish Sri Lank Bio technology Innovation park in Sri on PPP basis	7,000	Jan, 2017	Jan, 2022	100	41	10	
M/Transport and Civil Aviation								
48	Bandaranayake International Airport Development Project Phase II Stage II Package A - Passenger Terminal Building & Associated Works.	99,037	Jul, 2016	Dec, 2022	2,378	22	7	
49	Matara-Beliatta-Kataragama new railway line	39,996	Feb, 2013	Sep, 2018	34,160	88	78	
M/Women and Child Affairs								
50	Early Childhood Development Project	7,500	Jan, 2016	Dec, 2021	930	40	23	

* Only land acquisitions target & achievement

** Color Code

	G - Implementation on Schedule.
	Y - Slightly behind schedule; delay can be recovered.
	B - Behind the Schedule; Intervention of other parties is needed to recover.
	R-Very much behind the schedule; High level (OCEM/CCEM) intervention needed.