











































**Progress of Priority Projects as at 30th November, 2018**

	Project Name	Location	Funding Agency	Project Cost (Rs. Mn)	Commencement Date	Completion Date	Cumulative Financial Progress (Rs. Mn) as at 30th Nov. 2018	Overall Physical Target (%) as at 30th Nov. 2018	Cumulative Physical Progress (%) as at 30th Nov. 2018	Status **
<b>M/Agriculture</b>										
1	Agriculture Sector Modernization Project	Jaffna & Mulative	World Bank(L) + GOSL	8,557	Oct-16	Dec-21	378	14	12.5	
2	Special Programme for Ensuring Food Security	Island- Wide	GOSL	1,500	Jan-18	Dec-18	134	80	65	
<b>M/City Planning &amp; Water Supply</b>										
3	Dry Zone Urban Water and Sanitation Project	Chilaw, Puttalam, Vavuniya, Mannar	ADB/ GOSL(L&G)	19,334	June-09	Dec-18	16,560	97	96	
4	Greater Dambulla Water Supply Scheme - Stage I	Dambulla Galewela Palagala Palugaswewa Kekirawa	EXIM Bank (L) People's Bank (L) GOSL	9,593	March-12	March-18	11,249	100	100	
5	Jaffna Kilinochchi Water Supply & Sanitation Project	Jaffna	ADB,AFD & GOSL	35,915	Feb 2011	Dec 2019	6,496	38	37	
6	Gampaha,Attanagalla & Minuwangoda Intergrated Water supply Scheme	Gampha , Attanagalla , Minuwangoda DS areas & part of Mahara,Mirigama DS areas	CDB / BOC GOSL	33,060	Feb 2017	May 2020	18,859	54	27	
7	Polgahawela Pothuhera and Alawwa Integrated Water Supply Project	Polgahawela	Exim & BOC (L) GOSL	20,208	March 2017	March 2020	8,133	65	36	
8	Water Supply & Sanitation Improvement Project	Kilinochchi, Mullativu, Badulla, Monaragala, Ratnapura, Kegalle, NuwaraEliya	World Bank & Government of Sri Lanka	27,555	Dec 2015	Dec 2020	7,503	49	45	
9	Kandy City Wastewater Management Project	Kandy	JICA & GOSL	22,588	July 2010	Dec 2018	7,126	91	58.5	
10	Towns East Water Supply Project(Package-3)	Colombo District - Kaduwela, Homagama, Padukka & Seethawaka DS Areas	BOC	10,049	Oct 2015	Oct 2017	6,217	96	80.45	
<b>M/Development Strategies and International Trade</b>										
11	Establish Private Free Trade Zones along Express way Corridor	Millaniya (1st Zone was Selected)	GOSL	5,700	Jan. 2017	Dec. 2020	6,217	96	80	
<b>M/Education</b>										
12	Improve facilities of 1,360 school which were not included in recent projects	Island wide	GOSL	114,192	2016	2020	12,559	74.5	69	
13	Providing sanitary & water facilities for all schools	Island wide	GOSL	8,000	2016	2019	6,381	94.5	94.5	
14	Facilitating teacher training programmes	Island wide	GOSL	11,393	2016	2020	1,306	69	67	
15	Providing electricity facilities (through national grid or solar) for the schools	Island wide	GOSL	2,700	2016	2019	1,452	95	94	
<b>M/ Finance and Mass Media</b>										
16	Social Safety Nets Project (SSNP)	Islandwide	IDA (World Bank) and GOSL	10,949	Dec.2016	June 2021	460	20	18	











**Progress of Priority Projects as at 30th November, 2018**

	Project Name	Location	Funding Agency	Project Cost (Rs. Mn)	Commencement Date	Completion Date	Cumulative Financial Progress (Rs. Mn) as at 30th Nov. 2018	Overall Physical Target (%) as at 30th Nov. 2018	Cumulative Physical Progress (%) as at 30th Nov. 2018	Status **
<b>M/ Fisheries &amp; Aquatic Resources</b>										
17	National Food production programme	Islandwide	GOSL	380	Jan-18	18-Dec	254	88	77	
<b>M/Health, Nutrition &amp; Indigenous Medicine</b>										
18	Establishment 1000 Kidney Dialysis Centres in Kidney Diseases prevalent areas	All Island	GOSL	6,500	2016	2019	2,119	85	82	
<b>M/Highways &amp; Road Development</b>										
19	Central Expressway Project Section - I	Kadawatha to Meerigama	Local Banks / GOSL	158,386	2016	2020	3,013	22	5.12	
	Central Expressway Project-Section -II	Meerigama to Kurunegala	Local Banks / GOSL	169,249	Jan. 2016	Aug. 2019	56,142	60	53	
	Land Acquisition for Central Expressway Project-Section -III	Pothuhera to Galagedara	GOSL Anticipated doner- Tokivo Mitsubishi	150,000	Apr. 2017	Apr. 2020	3,322	100*	82.36*	
	Central Expressway Project Section-IV	Kurunegala to Dambulla	Not yet decided	140,535	2016	2020	225	82*	65*	
20	Extension of Southern Expressway Project Section-1	Matara - Beliatte (30km)	Exim Bank China - & GOSL	103,280	Jan. 2016	Jul. 2019	82,540	90	86	
	Extension of Southern Expressway Project Section-2	Beliatte to Wetiya (26km)	Exim Bank China - & GOSL	55,200	Oct. 2016	Oct. 2019	26,665	60	59	
	Extension of Southern Expressway section - 3	Wetiya to Andarawewa (15km)	Exim Bank China - & GOSL	31,574	Jan. 2016	Mar. 2019	21,145	88	87	
	Extension of Southern Expressway Project Section -4	Mattala to Hambantota (25km)	Exim Bank China - & GOSL	52,156	Jan. 2016	Jan.2019	30,468	99	84	
21	OCH III	From Kerawalapitiya to Kadawatha	EXIM Bank of China & GOSL	77,700	Jan. 2016	Jun. 2019	44,145	91	84	
22	Land Acquisition for Elixated Highway from New Kelani Bridge(NKB) to Athurugiriya	Colombo	BOT	142,500	May-16	Nov-21	43	33*	24*	
23	Rehabilitation of Peradeniya - Badulla Road from Badulla to Chenkalady - (OFID)	Districts (Badulla, Monaragala, Ampara Batticaloa)	OFID	9,100	Jan-16	Feb. 2020	4,536	33	35	
24	Rehabilitation of Peradeniya - Badulla Road from Badulla to Chenkalady - (SFD)	Districts (Badulla, Monaragala, Ampara Batticaloa)	SFD	9,100	Jan-16	Feb. 2020	1,109	1.23	1.8	
25	Integrated Road Investment Program (i Road)	Southern, Sabaragamuwa, Central, North Central, North Western and Kalutara District of Western Province	ADB & GOSL	120,000	Sep. 2014	Mar. 2024	53,584	89	81	
26	Rehabilitation &Improvement of Priority Road Project 3- Phase II	Central & Sabaragamuwa Province	China Development Bank & GOSL	16,000	Mar. 2016	Apr. 2019	12,610	98	97	
27	New Bridge Construction Project Over the Kelani River	Central & Sabaragamuwa Province	JICA & GOSL	55,313	Jan. 2014	Dec. 2020	17,945	22.19	20.94	
28	Landslide Disaster Rehabilitation Project of National Road Network	Central, Uva, Sabaragamuwa	JICA & GOSL	16,201	Oct. 2012	Mar. 2019	4,741	81.8	73.4	

**Progress of Priority Projects as at 30th November, 2018**

	Project Name	Location	Funding Agency	Project Cost (Rs. Mn)	Commencement Date	Completion Date	Cumulative Financial Progress (Rs. Mn) as at 30th Nov. 2018	Overall Physical Target (%) as at 30th Nov. 2018	Cumulative Physical Progress (%) as at 30th Nov. 2018	Status **
<b>M/Hill Country New Villages Infrastructure and Community Development</b>										
29	Green Gold Housing Programme (State Housing Programme )	Plantation human development trust (PHDT) area of Nuwara Eliya,Badulla,Hatton,Kgalle,Kandy,Rathnapura and Galle	GOSL	12,000	Jan.2016	Dec.2020	3,632	50	35	
<b>M/Internal Affairs, Wayamba Development and Cultural Affairs</b>										
30	The Project of Electronic National Identity Card (e-NIC)	All Island	GOSL	8,000	2011	2019	1,869	75.6	66.3	
<b>M/Irrigation and Water Resources Management</b>										
31	Yan Oya Project	Anuradhapura/ Trincomalee	GOSL	36,855	2012	2020	23,612	76	81	
32	Kumbukkan Oya Reservoir project	Monaragala	GOSL	32,397	2016	2022	139	1.3	0.7	
33	Climate Resilience Improvement Project I	Island-wide	WB	14,534	2014	2020	9,388	82	71	
<b>M/Lands and Parliamentary Reforms</b>										
34	Bim Saviya Project	Island wide	GOSL	380	Jan-18	Dec-18	244	90	94	
<b>M/ Labour &amp; Trade Union Relations</b>										
35	Construction of "Mehewara Piyasa" Building	Narahenpita	GOSL	8,838	2009	Mar-18	8,270	100	86	
<b>M/Mahaweli Development and Environment</b>										
36	Dam Safety and Water Resources Planning Project	Island wide	WB-IDA GOSL	11,154	2014	2018	10,996	100	100	
37	Moragahakanda Kaluganga Development Project	Matale, Polannaruwa	CDB, SFD, KFAED, OFID, GOSL (L)	108,554	2007	2018	89,678	92.65	91.1	
38	Uma Oya Multipurpose Development Project	Badulla Moneragala	GOSL /Iran	76,316	2010	2019	68,275	87	85.9	
<b>M/Megapolis &amp; Western Development</b>										
39	Metro Colombo Urban Development Project	Colombo,Sri Jaywardenapura Kotte, Dehiwala, Mt. Lavinia Municipal Council areas and Kolonnawa Urban Council area	World Bank & GOSL	40,129	July 2012	June 2020	18,387	74	63.5	
40	Strategic Cities Development Project (Kandy & Galle)	Kandy & Galle	World Bank & GOSL	27,150	July 2014	Dec 2021	6,213	24.5	23.45	
<b>M/ Power and Renewable Energy</b>										
41	Greater Colombo Transmission and Distribution Loss Reduction Project (GOSL/JICA)	Colombo City	JICA	25,721	Feb 2014	Sep 2018	18,915	99.92	93	
42	Hydro Power Plant at Broadlands - (GOSL/China)	Kithulgala	China/HNB	9,424	Aug 2013	Jul 2019	6,426	90	57.8	

**Progress of Priority Projects as at 30th November, 2018**

	Project Name	Location	Funding Agency	Project Cost (Rs. Mn)	Commencement Date	Completion Date	Cumulative Financial Progress (Rs. Mn) as at 30th Nov. 2018	Overall Physical Target (%) as at 30th Nov. 2018	Cumulative Physical Progress (%) as at 30th Nov. 2018	Status **
43	Green Power Development and Energy Efficiency Improvement Investment (Tranch 1) 1. Construction of Moragolla Hydro Power Plant	Kandy district, Athgala , Gampola	ADB & GoSL	16,780	Jul-15	Dec-19	1,480	19	16	
	Green Power Development and Energy Efficiency Improvement Investment (Tranch 1) 2. Transmission Infrastructure Capacity Enhancement	Gampaha,Trincomalee,Kaluthara, colombo,Anurahapura	ADB/AFD	5,899	Mar-16	Nov-18	3,673	98.3	64.3	
	Green Power Development and Energy Efficiency Improvement Investment (Tranch 1) 3. Efficiency improvement of MV Distribution Network	Batticaloa and Puttalam	ADB	1,040	Mar-16	Jul-18	764	99	91	
<b>M/Provincial Councils &amp; Local Government</b>										
44	Greater Colombo Waste Water Management Project	Colombo Municipality Area	ADB GOSL	14,657	Sep. 2010	Mar.2019	10,229	89	87	
45	Greater Colombo Water & Waste Water Management Improvement Investment Programme- Tranche 3	Colombo Municipality Area	European Investment Bank, ADB and GOSL	26,953	Nov. 2016	Dec.2020	983	41	16.10	
<b>M/Rural Economic Affairs</b>										
46	Design, Build, Establish and Operate of Cold-Chain Facilities	Dambulla & Kappetipola	GOSL/Private Investor	1,580	2016	2019	53	-	35	
<b>M/ Science,Technology &amp; Research</b>										
47	Establish Sri Lanka Bio technology Innovation park on PPP basis	Pitipana, Homagama	GOSL	7,000	Jan, 2017	Jan, 2022	23	22	8.1	
<b>M/Transport and Civil Aviation</b>										
48	Bandaranayake International Airport Development Project Phase II Stage II Package B -Remote Apron & Taxiways.	Katunayake	JICA(L)	99,037	Jul, 2016	Dec, 2022	2,833	36.62	15.72	
49	Matara-Beliatta-Kataragama new railway line	Matara-Beliatta	Export-Import Bank of China (FA)/GOSL(L)	39,996	Feb, 2013	Sep, 2018	38,344	100	91	
<b>M/Women and Child Affairs</b>										
50	Early Childhood Development Project	All Island	WB	7,500	Jan, 2016	Dec, 2021	1,251	40.6	32.29	
	Implementation on schedule	1.Focasted that the project will be completed on time 2.There may be minor issue/s on implementation 3.Projects with time extention and cost escalation due to weekness in project management will not included in this catogary until their completion								
	Slightly behind schedule	1.There is a possibilty to recover delay 2.Diviation of cummilative progress from the physical target is between 10% - 20% 3.Currently on schedule, but obtained time extention to complete original scope 4. Scope change related delays								

**Progress of Priority Projects as at 30th November, 2018**

	Project Name	Location	Funding Agency	Project Cost (Rs. Mn)	Commencement Date	Completion Date	Cumilative Financial Progress (Rs. Mn) as at 30th Nov. 2018	Overall Physical Target (%) as at 30th Nov. 2018	Cumilative Physical Progress (%) as at 30th Nov. 2018	Status **
	Behind the schedule	1.Project is at risk of completion as planned 2.Diviation of cummilative progress from physical target is more than 20% 3.Required third party or higher level intervention to resolve implemetation issues 4.Priviously ocured implementation issues (not prevail now)								
	Physically completed	1. There may be final Bills to be setteled								
	Preliminary Stage/Design Stage	1. Allocations provided								
	Halted and terminated									