











































**Progress of Priority Projects (52) as at 31st January,2018**

No.	Project Name	Location	Funding Agency	Project Cost (Rs. Mn)	Commencement Date	Completion Date	Cumulative Financial Progress (Rs. Mn)		Overall Physical Target (%)		Cumulative Physical Progress (%)		Status **
							as at 31st Dec.2017	as at 31st Jan.2018	as at 31st Dec.2017	as at 31st Jan.2018	as at 31st Dec.2017	as at 31st Jan.2018	
<b>M/Agriculture</b>													
1	Agriculture Sector Modernization Project	Jaffna & Mulative	World Bank(L) + GOSL	8,557	Oct-16	Dec-21	56.00	73.44	3	4	2	1.85	
2	Special Programme for Ensuring Food Security	Island- Wide	GOSL	1,500	Jan-18	Dec-18	-	-	100	-	90	-	
<b>M/City Planning &amp; Water Supply</b>													
3	Dry Zone Urban Water and Sanitation Project	Chilaw, Puttalam, Vavuniya, Mannar	ADB/ GOSL(L&G)	19,334	June-09	Dec-17	15,648.24	15,664.21	96	98	94	96	
4	Greater Dambulla Water Supply Scheme - Stage I	Dambulla Galewela Palagala Palugaswewa Kekirawa	EXIM Bank (L) People's Bank (L) GOSL	9,593	March-12	May-17	9,404.27	9,406.00	100	100	93	4	
5	Jaffna Kilinochchi Water Supply & Sanitation Project	Jaffna	ADB,AFD & GOSL	35,915	Feb 2011	Dec 2019	4,891.86	4,970.26	31	27	25	26	
6	Gampaha,Attanagalla & Minuwangoda Intergrated Water supply Scheme	Gampaha , Attanagalla , Minuwangoda DS areas & part of Mahara,Mirigama DS areas	CDB / BOC GOSL	33,060	Feb 2017	May 2020	16,098.22	16,101.58	24	26	19	20.27	
7	Polgahawela Pothuhera and Alawwa Integrated Water Supply Project	Polgahawela	Exim & BOC (L) GOSL	20,208	March 2017	March 2020	5,646.42	6,049.62	13	27	14	16	
8	Water Supply & Sanitation Improvement Project	Kilinochchi, Mullativu, Badulla, Monaragala, Ratnapura, Kegalle, NuwaraEliya	World Bank & Government of Sri Lanka	27,555	Dec 2015	Dec 2020	3,682.56	3,824.90	35	50	35	37	
9	Kandy City Wastewater Management Project	Kandy	JICA & GOSL	22,588	July 2010	Dec 2018	5,457.07	5,747.36	67	80	44	45	
10	Towns East Water Supply Project(Package-3)	Colombo District - Kaduwela, Homagama, Padukka & Seethawaka DS Areas	BOC	10,049	Oct 2015	Oct 2017	5,458.00	5,458.00	100	77	72	69	
<b>M/Development Strategies and International Trade</b>													
11	Establish Private Free Trade Zones along Express way Corridor	Millaniya (1st Zone was Selected)	GOSL	6,025	Jan. 2017	Dec. 2020	337.00		30		1		

No.	Project Name	Location	Funding Agency	Project Cost (Rs. Mn)	Commencement Date	Completion Date	Cumulative Financial Progress (Rs. Mn)		Overall Physical Target (%)		Cumulative Physical Progress (%)		Status **
							as at 31st Dec.2017	as at 31st Jan.2018	as at 31st Dec.2017	as at 31st Jan.2018	as at 31st Dec.2017	as at 31st Jan.2018	
<b>M/Education</b>													
12	Improve facilities of 1,360 school which were not included in recent projects	GOSL	Island wide	114,192	2016	2020	7,214.53	8,428.33	55	58	42	48	
13	Providing sanitary & water facilities for all schools	GOSL	Island wide	8,000	2016	2019	5,137.02	5,350.02	89	90	86	88	
14	Facilitating teacher training programmes	GOSL	Island wide	11,393	2016	2020	898.07	910.07	50	54	43	46	
15	Providing electricity facilities (through national grid or solar) for the schools	GOSL	Island wide	2,700	2016	2019	1,251.00	1,276.00	89	90	78	79	
<b>M/ Finance and Mass Media</b>													
16	Social Safety Nets Project (SSNP)	Southern, Sabaragamuwa, Central, North Central, North Western and Kalutara District of Western Province	IDA (World Bank) and GOSL	10,949	Dec.2016	June 2022	1,117.70	1,556.50	9	14	10	11.6	
<b>M/ Fisheries &amp; Aquatic Resources</b>													
17	National Food production programme	GOSL	Islandwide	380	Jan-18	18-Dec	-	2.00	100	2	100	1	
<b>M/Health, Nutrition &amp; Indigenous Medicine</b>													
18	Establishment 1000 Kidney Dialysis Centres in Kidney Diseases prevalent areas	All Island	GOSL	6,500	2016	2019	2,046.00	2,129.90	62	65	70	70	
19	Establishment of Modern Pharmaceutical Laboratory Institute (GOSL - China)	China / GOSL	Colombo	5,200	2017	2019	-	-	10	0	0	0	
<b>M/Higher Education &amp; Highways</b>													
20	Land Acquisition for Central Expressway Project Section - I	Kadawatha to Meerigama	EXIM Bank	158,386	2016	2020	2,936.00	3,196.00	80*	83*	80*	81*	
	Land Acquisition for Central Expressway Project-Section -II	Meerigama to Kurunegala	GOSL	169,249	Jan. 2016	Aug. 2019	1,057.00	32,522.62	16	18	8	10	
	Land Acquisition for Central Expressway Project-Section -III	Pothuhera to Galagedara	GOSL Anticipated doner-Tokiy Mitsubishi Bank - Japan	150,000	Apr. 2017	Apr. 2020	1,057.00	1,266.52	80*	85*	71*	73*	
	Central Expressway Project Section-IV	Kurunegala to Dambulla	Not yet decided	140,535	2016	2020	122.00	129.50	52*	54*	35*	45*	

No.	Project Name	Location	Funding Agency	Project Cost (Rs. Mn)	Commencement Date	Completion Date	Cumulative Financial Progress (Rs. Mn)		Overall Physical Target (%)		Cumulative Physical Progress (%)		Status **
							as at 31st Dec.2017	as at 31st Jan.2018	as at 31st Dec.2017	as at 31st Jan.2018	as at 31st Dec.2017	as at 31st Jan.2018	
21	Extension of Southern Expressway Project Section-1	Matara - Beliatte (30km)	Exim Bank China - & GOSL	103,280	Jan. 2016	Jul. 2019	54,327.00	58,501.59	39	52	52	56	
	Extension of Southern Expressway Project Section-2	Beliatte to Wetiya (26km)	Exim Bank China - & GOSL	55,200	Oct. 2016	Oct. 2019	19,573.00	19,789.20	23	31	29	31	
	Extension of Southern Expressway section - 3	Wetiya to Andarawewa (15km)	Exim Bank China - & GOSL	31,574	Jan. 2016	Jan. 2018	14,634.00	14,536.87	46	48	50	54	
	Extension of Southern Expressway Project Section -4	Mattala to Hambantota (25km)	Exim Bank China - & GOSL	52,156	Jan. 2016	Jan.2019	27,232.00	27,951.00	55	75	62	64	
22	OCH III	From Kerawalapitiya to Kadawatha	EXIM Bank of China & GOSL	77,700	Jan. 2016	Jun. 2019	32,583.00	34,728.00	42	57	43	46	
23	Land Acquisition for Eivated Highway from New Kelani Bridge(NKB) to Athurugiriya	Colombo	BOT	142,500	May-16	Nov-21	15.09	15.35	10*	14*	4*	6*	
24	Port Access Eivated Highway	Colombo	ADB & GOSL	36,500	Jan. 2017	May. 2020	30.00	30.00	0	0	0	0	
25	Rehabilitation of Peradeniya - Badulla Road from Badulla to Chenkalady - (OFID)	Districts (Badulla, Monaragala, Ampara Batticaloa)	OFID	9,100	Jan-16	Feb. 2020	2,853.00	3,065.30	11	14	6	8	
26	Rehabilitation of Peradeniya - Badulla Road from Badulla to Chenkalady - (SDF)	Districts (Badulla, Monaragala, Ampara Batticaloa)	SDF	9,100	Jan-16	Feb. 2020	1,275.00	1,275.00	80*	85*	70*	72*	
27	Integrated Road Investment Program (i Road)	Southern, Sabaragamuwa, Central, North Central, North Western and Kalutara District of Western Province	ADB & GOSL	120,000	Sep. 2014	Mar. 2024	42,930.00	43,121.58	64	80	62	64	
28	Rehabilitation & Improvement of Priority Road Project 3- Phase II	Central & Sabaragamuwa Province	China Development Bank & GOSL	16,000	Mar. 2016 -	Feb. 2018	9,059.00	10,104.00	52	83	76	84	
29	New Bridge Construction Project Over the Kelani River	Central & Sabaragamuwa Province	JICA & GOSL	55,313	Jan. 2014	Dec. 2020	10,829.00	10,920.00	12	13	13	13	
30	Landslide Disaster Rehabilitation Project of National Road Network	Central, Uva, Sabaragamuwa	JICA & GOSL	16,201	Oct. 2012	Mar. 2019	2,138.00	2,386.13	28	45	28	40	
<b>M/Hill Country New Villages Infrastructure and Community Development</b>													
31	Green gold housing programme (State Housing Programme )	Plantation human development trust (PHDT) area of Nuwara Eliya, Badulla, Hatton, Kgalle, Kandy, Rathnapura and Galle	GOSL	63,000	Jan.2016	Dec.2020	2,504.32	2,504.32	5	5	5	5	

No.	Project Name	Location	Funding Agency	Project Cost (Rs. Mn)	Commencement Date	Completion Date	Cumulative Financial Progress (Rs. Mn)		Overall Physical Target (%)		Cumulative Physical Progress (%)		Status **
							as at 31st Dec.2017	as at 31st Jan.2018	as at 31st Dec.2017	as at 31st Jan.2018	as at 31st Dec.2017	as at 31st Jan.2018	
<b>M/Internal Affairs, Wayamba Development and Cultural Affairs</b>													
32	The Project of Electronic National Identity Card (e-NIC)	All Island	GOSL	8,000	2011	2019	1,524.20	1,525.76	70	70	59	60	
<b>M/Irrigation and Water Resources Management</b>													
33	Yan Oya Project	Anuradhapura/ Trincomalee	GOSL	36,855	2012	2020	20,878.42		71		70		
34	Kumbukkan Oya Reservoir project	Monaragala	GOSL	32,397	2016	2022	89.09		35		3		
35	Climate Resilience Improvement Project I	Island-wide	WB	14,534	2014	2019	7,399.80	7,425.06	74	76	58	60	
<b>M/Lands and Parliamentary Reforms</b>													
36	Bim Saviya Project	Island wide	GOSL	380	18-Jan	18-Dec	-	-	100	-	100	-	
<b>M/Labour &amp; Trade Union Relations</b>													
37	Construction of "Mehewara Piyasa" Building	GOSL	Narahrenpita	8,838	2009	Mar-18	7,193.49	7,394.87	84	88	68	71.6	
<b>M/Mahaweli Development and Environment</b>													
38	Dam Safety and Water Resources Planning Project	Island wide	WB-IDA GOSL	11,154	2014	2018	8,723.99	8,861.00	95	95	86	88	
39	Moragahakanda Kaluganga Development Project	Matale, Polannaruwa	CDB, SFD, KFAED, OFID, GOSL (L)	64,358	2007	2018	75,906.46	76,534.00	91.5	88	87	87.5	
40	Uma Oya Multipurpose Development Project	Badulla Moneragala	GOSL /Iran	76,316	2010	2019	62,013.73		84.9		80		
<b>M/Megapolis &amp; Western Development</b>													
41	Metro Colombo Urban Development Project	Colombo, Sri Jaywardenapura Kotte, Dehiwala, Mt. Lavinia Municipal Council areas and Kolonnawa Urban Council area	World Bank & GOSL	40,129	July 2012	June 2020	15,598.00	15,769.88	62	62.5	54	54.2	
42	Strategic Cities Development Project (Kandy Galle)	Kandy	World Bank & GOSL	27,150	July 2014	Dec 2019	4,478.00	4,570.00	15	17	15	15.6	
<b>M/Power and Renewable Energy</b>													
43	Greater Colombo Transmission and Distribution Loss Reduction Project (GOSL/JICA)	Colombo City	JICA	22,458	Feb 2014	Sep 2018	11,473.00	12,696.00	82	93.9	75	77.1	
44	Hydro Power Plant at Broadlands - (GOSL/China)	Kithulgala	China/HNB	9,424	Aug 2013	Jul 2019	5,815.00	5,815.00	64	68	43	44.7	

No.	Project Name	Location	Funding Agency	Project Cost (Rs. Mn)	Commencement Date	Completion Date	Cumulative Financial Progress (Rs. Mn)		Overall Physical Target (%)		Cumulative Physical Progress (%)		Status **
							as at 31st Dec.2017	as at 31st Jan.2018	as at 31st Dec.2017	as at 31st Jan.2018	as at 31st Dec.2017	as at 31st Jan.2018	
45	Green Power Development and Energy Efficiency Improvement Investment (Tranch 1) 1. Construction of Moragolla Hydro Power Plant	Kandy district, Athgala , Gampola	ADB & GoSL	16,780	Jul-15	Dec-19	590.90	605.70	13	13.5	9	9.4	
	Green Power Development and Energy Efficiency Improvement Investment (Tranch 1) 2. Transmission Infrastructure Capacity Enhancement	Gampaha, Trincomalee, Kalthara, Colombo, Anurahapura	ADB/AFD	5,846	Mar-16	Mar-18	1,957.80	1,957.80	62	62.3	35	35.3	
	Green Power Development and Energy Efficiency Improvement Investment (Tranch 1) 3. Efficiency improvement of MV Distribution Network	Batticaloa and Puttalam	ADB	1,040	Mar-16	Feb-18	465.00	536.70	75	99	60	61	
<b>M/Provincial Councils &amp; Local Government</b>													
46	Greater Colombo Waste Water Management Project	Colombo Municipality Area	ADB GOSL	14,657	Sep. 2010	Mar.2019	8,170.69	8,170.96	84	84	75	75	
47	Greater Colombo Water & Waste Water Management Improvement Investment Programme- Tranche 3	Colombo Municipality Area	European Investment Bank, ADB and GOSL	26,953	Nov. 2016	Dec.2020	782.07	782.07	16	16	7	7	
<b>M/Rural Economic Affairs</b>													
48	Design, Build, Establish and Operate of Cold-Chain Facilities	GOSL/Private Investor	Dambulla & Kappetipola	1,580	2016	2018	53.40	53.40	35	38	35	35	
<b>M/Science, Technology &amp; Research</b>													
49	Establish Bio Technology Innovation park on PPP basis	GOSL	Pitipana, Homagama	7,000	Jan. 2017	Jan, 2022	7.90	99.98	35	40	8	8	
<b>M/Transport and Civil Aviation</b>													
50	Bandaranayake International Airport Development Project Phase II Stage II	Katunayake	JICA(L)	99,037	16-Jul	Dec, 2022	2,176.00		5		4		
51	Matara-Beliatta-Kataragama new railway line	Matara-Beliatta	Export-Import Bank of China (FA)/GOSL(L)	39,996	13-Feb	Sep, 2018	27,677.00	\$ 209.00 (\$ 1 = Rs 150/-) 3,1350.00	100	100	73	73	
<b>M/Women and Child Affairs</b>													
52	Early Childhood Development Project	All Island	WB	7,500	16-Jan	21-Dec	638.80		25		15		

\* Only land acquisitions target & achievement

\*\* Color Code

	<b>G - Implementation on Schedule.</b>
	<b>Y - Slightly behind schedule; delay can be recovered.</b>
	<b>B - Behind the Schedule; Intervention of other parties is needed to recover.</b>
	<b>R-Very much behind the schedule; High level OCEM/CCEM intervention needed.</b>