




















Progress of Priority Projects as at 28th February, 2018









No.	Project Name	Project Cost (Rs.Mn)	Commencement Date	Completion Date	Cumulative Financial Progress (Rs. Mn) as at 28th Feb. 2018	Overall Physical Target (%) as at 28th Feb. 2018	Cumulative Physical Progress (%) as at 28th Feb. 2018	Status **	Observations of the DPMM as at 28th February 2018
M/ Agriculture									
1	Agriculture Sector Modernization Project	8,557	Oct-16	Dec-21	85	7	2.8		
2	Special Programme for Ensuring Food Security	1,500	Jan-18	Dec-18	-	10	8		
M/ City Planning & Water Supply									
3	Dry Zone Urban Water and Sanitation Project	19,334	June-09	Dec-18	15,674	98	95		<ul style="list-style-type: none"> • There was a start-up delay due to land acquisition and procurement issues; therefore 02 extensions granted for additional 3 ½ years to complete the project by December 2017 and the cabinet approval for 03rd extension has granted (up to December 2018). • Poor performance of the contractor due to poor quality pipe laying in Vavuniya District; DPMM reported this issue to OCEM on 26th January 2018 and; it was instructed to expedite the balance work to complete the project within the agreed period. • Obtaining 2-3 extensions to the originally agreed contract period is observed in many water supply projects. Therefore it is recommended to take necessary actions by NWS&DB and the line ministry to select competent contractors and manage them properly to ensure that expected benefits of investments are delivered to the public, effectively.






No.	Project Name	Project Cost (Rs.Mn)	Commencement Date	Completion Date	Cumulative Financial Progress (Rs. Mn) as at 28th Feb. 2018	Overall Physical Target (%) as at 28th Feb. 2018	Cumulative Physical Progress (%) as at 28th Feb. 2018	Status **	Observations of the DPMM as at 28th February 2018
4	Greater Dambulla Water Supply Scheme - Stage I	9,593	March-12	March-18	9,410	100	95		<ul style="list-style-type: none"> The project progress is behind the schedule due to poor performance of the contractor. This project has been granted 4 extensions so far. The cabinet approval has been granted for 5th extension (up to 31/03/2018) to complete the balance works. Obtaining 2-3 extensions to the originally agreed contract period is observed in many water supply projects. Therefore it is recommended to take necessary actions by NWS&DB and the line ministry to select competent contractors and manage them properly to ensure that expected benefits of investments are delivered to the public, effectively. In addition the NWS&DB should take necessary measures to avoid selection of poorly performing contractors for new contracts until they complete the contracts in hand.
5	Jaffna Kilinochchi Water Supply & Sanitation Project	35,915	Feb 2011	Dec 2019	4,986	27	27		
6	Gampaha, Attanagalla & Minuwangoda Intergrated Water supply Scheme	33,060	Feb 2017	May 2020	15,879	26	20.27		
7	Polgahawela Pothuhera and Alawwa Integrated Water Supply Project	20,208	March 2017	March 2020	6,050	27	16		








No.	Project Name	Project Cost (Rs.Mn)	Commencement Date	Completion Date	Cumulative Financial Progress (Rs. Mn) as at 28th Feb. 2018	Overall Physical Target (%) as at 28th Feb. 2018	Cumulative Physical Progress (%) as at 28th Feb. 2018	Status **	Observations of the DPMM as at 28th February 2018
8	Water Supply & Sanitation Improvement Project	27,555	Dec 2015	Dec 2020	3,999	50	37		
9	Kandy City Wastewater Management Project	22,588	July 2010	Dec 2018	5866	80	47		<ul style="list-style-type: none"> • There was a long delay (about 2 years) of awarding contracts. • More than 75% of project period elapsed; but the physical progress is 47%. Package -1, 2, 3 and 4 are behind the schedule due to the poor performance of the contractors. • DPMM made site visits and reported the issues to various high level decision-making authorities and; various measures recommended to expedite contracts. It is observed that, progress is still not satisfactory. • Annual expenditure has been exceeded 2017 allocation. It is recommended that a proper mechanism should be followed for such additional expenditure.
10	Towns East Water Supply Project(Package-3)	10,049	Oct 2015	Oct 2017	5733	79	70		
M/Development Strategies and International Trade									
11	Establish Private Free Trade Zones along Express way Corridor	6,025	Jan. 2017	Dec. 2020	377	35	34		
M/Education									
12	Improve facilities of 1,360 school which were not included in recent projects	114,192	2016	2020	8455	61	50		





No.	Project Name	Project Cost (Rs.Mn)	Commencement Date	Completion Date	Cumulative Financial Progress (Rs. Mn) as at 28th Feb. 2018	Overall Physical Target (%) as at 28th Feb. 2018	Cumulative Physical Progress (%) as at 28th Feb. 2018	Status **	Observations of the DPMM as at 28th February 2018
13	Providing sanitary & water facilities for all schools	8,000	2016	2019	5350	91	89		
14	Facilitating teacher training programmes	11,393	2016	2020	933	57	48		
15	Providing electricity facilities (through national grid or solar) for the schools	2,700	2016	2019	1291	91	80		
M/ Finance and Mass Media									
16	Social Safety Nets Project (SSNP)	10,949	Dec.2016	June 2018	1559.59	15	12		
M/ Fisheries & Aquatic Resources									
17	National Food production programme	380	Jan-18	18-Dec	62.46	7	5		
M/Health, Nutrition & Indigenous Medicine									
18	Establishment 1000 Kidney Dialysis Centres in Kidney Diseases prevalent areas	6,500	2016	2019	2111	67	72		
19	Establishment of Modern Pharmaceutical Laboratory Institute (GOSL - China)	5,200	2017	2019	-	-	-		Agreement has not been signed.
M/Higher Education & Highways									







No.	Project Name	Project Cost (Rs.Mn)	Commencement Date	Completion Date	Cumulative Financial Progress (Rs. Mn) as at 28th Feb. 2018	Overall Physical Target (%) as at 28th Feb. 2018	Cumulative Physical Progress (%) as at 28th Feb. 2018	Status **	Observations of the DPMM as at 28th February 2018
20	Land Acquisition for Central Expressway Project Section - 1	158,386	2016	2020	3,650	86*	82*		
	Central Expressway Project-Section -II	169,249	Jan. 2016	Aug. 2019	33,824	22	13		
	Land Acquisition for Central Expressway Project-Section -III	150,000	Apr. 2017	Apr. 2020	1,338	86*	73*		
	Central Expressway Project Section- IV	140,535	2016	2020	134	55*	46.17*		
21	Extension of Southern Expressway Project Section-1	103,280	Jan. 2016	Jul. 2019	58,930	56	60		
	Extension of Southern Expressway Project Section-2	55,200	Oct. 2016	Oct. 2019	20,834	34	34		
	Extension of Southern Expressway section - 3	31,574	Jan. 2016	Jan. 2018	14,913	56	56		
	Extension of Southern Expressway Project	52,156	Jan. 2016	Jan.2019	26,603	79	65		





No.	Project Name	Project Cost (Rs.Mn)	Commencement Date	Completion Date	Cumulative Financial Progress (Rs. Mn) as at 28th Feb. 2018	Overall Physical Target (%) as at 28th Feb. 2018	Cumulative Physical Progress (%) as at 28th Feb. 2018	Status **	Observations of the DPMM as at 28th February 2018
22	OCH III	77,700	Jan. 2016	Jun. 2019	40,200	61	49		
23	Land Acquisition for Elevation Highway from New Kelani Bridge(NKB) to Athurugiriya	142,500	May-16	Nov-21	28	15*	8*		
24	Port Access Elevation Highway	36,500	Jan. 2017	May. 2020					
25	Rehabilitation of Peradeniya - Badulla Road from Badulla to Chenkalady - (OFID)	9,100	Jan-16	Feb. 2020	3,073	18	11		
26	Land Acquisition for Rehabilitation of Peradeniya - Badulla Road from Badulla to Chenkalady - (SFD)	9,100	Jan-16	Feb. 2020	1,599	77*	74*		
27	Integrated Road Investment Program (i Road)	120,000	Sep. 2014	Mar. 2024	43,075.00	79	67		
28	Rehabilitation & Improvement of Priority Road Project 3-Phase II	16,000	Mar. 2016 -	Jun. 2018	9,158	88	69		
29	New Bridge Construction Project Over the Kelani River	55,313	Jan. 2014	Dec. 2020	11,182	14	14		

No.	Project Name	Project Cost (Rs.Mn)	Commencement Date	Completion Date	Cumulative Financial Progress (Rs. Mn) as at 28th Feb. 2018	Overall Physical Target (%) as at 28th Feb. 2018	Cumulative Physical Progress (%) as at 28th Feb. 2018	Status **	Observations of the DPMM as at 28th February 2018
30	Landslide Disaster Rehabilitation Project of National Road Network	16,201	Oct. 2012	Mar. 2019	2,440	48	42		
M/Hill Country New Villages Infrastructure and Community Development									
31	Green gold housing programme (State Housing Programme)	63,000	Jan.2016	Dec.2020	2,504	5	5		
M/Internal Affairs, Wayamba Development and Cultural Affairs									
32	The Project of Electronic National Identity Card (e-NIC)	8,000	2011	2019	1,582	72	62		
M/Irrigation and Water Resources Management									
33	Yan Oya Project	36,855	2012	2020	21,382	72	70		
34	Kumbukkan Oya Reservoir project	32,397	2016	2022	89	35	3	At the initial stage	Start up delay due to the public protest. However, the problem is solved and project is now on track.
35	Climate Resilience Improvement Project I	14,534	2014	2019	7,679	76	60		
M/Lands and Parliamentary Reforms									
36	Bim Saviya Project	380	Jan-18	Dec-18	-	17	13		The physical progress of the programme activities is 13% against the target 17% as at February 2018. There is a low financial progress since the payments are being made to Survey Officers only after completing their assigned work and due to the ongoing procurement process.

No.	Project Name	Project Cost (Rs.Mn)	Commencement Date	Completion Date	Cumulative Financial Progress (Rs. Mn) as at 28th Feb. 2018	Overall Physical Target (%) as at 28th Feb. 2018	Cumulative Physical Progress (%) as at 28th Feb. 2018	Status **	Observations of the DPMM as at 28th February 2018
M/ Labour & Trade Union Relations									
37	Construction of "Mehewara Piyasa" Building	8,838	2009	Mar-18	7,406.47	90	73.31		
M/Mahaweli Development and Environment									
38	Dam Safety and Water Resources Planning Project	11,154	2014	2018	8,879.17	96	86		
39	Moragahakanda Kaluganga Development Project	64,358	2007	2018	77,370.20	89	88		
40	Uma Oya Multipurpose Development Project	76,316	2010	2019	63,447.30	81.36	81.21		
M/Megapolis & Western Development									
41	Metro Colombo Urban Development Project	40,129	July 2012	June 2020	15,802.65	63	54.8		
42	Strategic Cities Development Project (Kandy Galle)	27,150	July 2014	Dec 2019	4,634.00	18	16		
M/ Power and Renewable Energy									
43	Greater Colombo Transmission and Distribution Loss Reduction Project (GOSL/JICA)	22,458	Feb 2014	Sep 2018	13,580	94.9	79		

No.	Project Name	Project Cost (Rs.Mn)	Commencement Date	Completion Date	Cumulative Financial Progress (Rs. Mn) as at 28th Feb. 2018	Overall Physical Target (%) as at 28th Feb. 2018	Cumulative Physical Progress (%) as at 28th Feb. 2018	Status **	Observations of the DPMM as at 28th February 2018
44	Hydro Power Plant at Broadlands - (GOSL/ China)	9,424	Aug 2013	Jul 2019	5,815	72	45.9		ICBC has temporary suspended the loan disbursement due to not submission of audited financial Statements 2016. The issue discussed at OCEM and instructions were given to the authorities to expedite.
45	Green Power Development and Energy Efficiency Improvement Investment (Tranch 1) 1. Construction of Moragolla Hydro Power Plant	16,780	Jul-15	Dec-19	705.78	14.5	10		
	Green Power Development and Energy Efficiency Improvement Investment (Tranch 1) 2. Transmission Infrastructure Capacity Enhancement	5,846	Mar-16	Mar-18	2,036.16	63	41		
	Green Power Development and Energy Efficiency Improvement Investment (Tranch 1) 3. Efficiency improvement of MV Distribution Network	1,040	Mar-16	Feb-18	536.7	99	64		Having issues of going on Court cases and Material shortage affected to physical progress. Material shortage issue discussed at the OCEM meeting and instructions were given authorities to take necessary action to expedite.
M/Provincial Councils & Local Government									

No.	Project Name	Project Cost (Rs.Mn)	Commencement Date	Completion Date	Cumulative Financial Progress (Rs. Mn) as at 28th Feb. 2018	Overall Physical Target (%) as at 28th Feb. 2018	Cumulative Physical Progress (%) as at 28th Feb. 2018	Status **	Observations of the DPMM as at 28th February 2018
46	Greater Colombo Waste Water Management Project	14,657	Sep. 2010	Mar.2019	8348.94	86	82		
47	Greater Colombo Water & Waste Water Management Improvement Investment Programme-Tranche 3	26,953	Nov. 2016	Dec.2020	783.24	16	8		
M/Rural Economic Affairs									
48	Design, Build, Establish and Operate of Cold-Chain Facilities	1,580	2016	2018	53.4	38	35		Temporarily halted due to land issue.
M/Science,Technology & Research									
49	Establish Sri Lank Bio technology Innovation park in Sri on PPP basis	7,000	Jan, 2017	Jan, 2022	99.98	40	9		
M/Transport and Civil Aviation									
50	Bandaranayake International Airport Development Project Phase II Stage II Package A - Passenger Terminal Building & Associated Works.	99,037	Jul, 2016	Dec, 2022	2,321	11	5		
51	Matara-Beliatta-Kataragama new railway line	39,996	Feb, 2013	Sep, 2018	31,350	84	74		
M/Women and Child Affairs									
52	Early Childhood Development Project	7,500	Jan, 2016	Dec, 2021	722.03	25.5	19		

No.	Project Name	Project Cost (Rs.Mn)	Commencement Date	Completion Date	Cumulative Financial Progress (Rs. Mn) as at 28th Feb. 2018	Overall Physical Target (%) as at 28th Feb. 2018	Cumulative Physical Progress (%) as at 28th Feb. 2018	Status **	Observations of the DPMM as at 28th February 2018
* Only land acquisitions target & achievement									
** Color Code									
	G - Implementation on Schedule								
	Y - Slightly behind schedule; delay can be recovered.								
	B - Behind the Schedule; Intervention of other parties is needed to recover.								
	R-Very much behind the schedule; High level OCEM/CCEM) intervention needed.								